

Appendix L

Site Inspection Proforma

Contract No.: 13/WSD/16 Mainlaying in Tseung Kwan O

WEEKLY ENVIRONMENTAL INSPECTION CHECKLIST

Inspection Date: 7/12/2023

Inspected by:

ET:

Alex Leung

WSD:

W.S. Chan

Contractor:

Ken Ma

IEC:

/

Inspection Time: _____

Weather							
Condition	<input checked="" type="checkbox"/> Sunny	<input type="checkbox"/> Fine	<input type="checkbox"/> Overcast	<input type="checkbox"/> Drizzle	<input type="checkbox"/> Rain	<input type="checkbox"/> Storm	<input type="checkbox"/> Hazy
Temperature	<u>26</u> °C		Humidity	<input checked="" type="checkbox"/> High	<input type="checkbox"/> Moderate	<input type="checkbox"/> Low	
Wind	<input checked="" type="checkbox"/> Calm	<input type="checkbox"/> Light	<input type="checkbox"/> Breeze	<input type="checkbox"/> Strong			

		N/A	Yes	No	Remarks
0.00	General				
0.01	Is the current Environmental Permit displayed conspicuously at all vehicle site entrances/exits for public's information at any time?	<input type="checkbox"/>	<input checked="" type="checkbox"/>	<input type="checkbox"/>	
1.00	Construction Dust				
1.01	Are dusty materials, such as excavated materials, building debris and construction materials, and exposed earth surface properly covered to prevent dust emission?	<input type="checkbox"/>	<input checked="" type="checkbox"/>	<input type="checkbox"/>	
1.02	Are screenings, enclosures, water spraying, or vacuum cleaning devices provided to dusty construction works for dust suppression?	<input checked="" type="checkbox"/>	<input type="checkbox"/>	<input type="checkbox"/>	
1.03	Are fumes or smoke emitting plants or construction activities shielded by a screen?	<input checked="" type="checkbox"/>	<input type="checkbox"/>	<input type="checkbox"/>	
1.04	Are wheel-washing facilities with high-pressure water jets provided at all sites exits?	<input checked="" type="checkbox"/>	<input type="checkbox"/>	<input type="checkbox"/>	
1.05	Is wheel-washing provided to all vehicles leaving the site?	<input checked="" type="checkbox"/>	<input type="checkbox"/>	<input type="checkbox"/>	
1.06	Are road section near the site exit free from dusty material?	<input checked="" type="checkbox"/>	<input checked="" type="checkbox"/>	<input type="checkbox"/>	
1.07	Are all main haul roads inside the site paved or sprayed with water to minimize dust emission during vehicle movement?	<input checked="" type="checkbox"/>	<input type="checkbox"/>	<input type="checkbox"/>	
1.08	Are water spraying provided immediately prior to any loading or transfer of dusty materials?	<input checked="" type="checkbox"/>	<input type="checkbox"/>	<input type="checkbox"/>	
1.09	Are covers provided to all dump trucks carrying dusty materials when entering and leaving the site?	<input checked="" type="checkbox"/>	<input type="checkbox"/>	<input type="checkbox"/>	
1.10	Are the working areas for uprooting of trees, shrubs, or vegetation or the removal of boulders, poles, pillars sprayed with water to maintain the entire surface wet?	<input type="checkbox"/>	<input checked="" type="checkbox"/>	<input type="checkbox"/>	
1.11	Is exposed earth properly treated within six months after the last construction activity on site?	<input type="checkbox"/>	<input checked="" type="checkbox"/>	<input type="checkbox"/>	
1.12	Does the operation of plants on site free form dark smoke emission?	<input type="checkbox"/>	<input checked="" type="checkbox"/>	<input type="checkbox"/>	
1.13	Are vehicles travelling at speed not exceeding 15km/hr within the site?	<input checked="" type="checkbox"/>	<input type="checkbox"/>	<input type="checkbox"/>	
1.14	Are stock of more than 20 bags of cement or day PFA covered or sheltered on top and 3 sides?	<input type="checkbox"/>	<input checked="" type="checkbox"/>	<input type="checkbox"/>	
1.15	Are de-bagging, batching and mixing processes of bagged cement carried out in sheltered areas?	<input checked="" type="checkbox"/>	<input type="checkbox"/>	<input type="checkbox"/>	
1.16	Are hoardings of at least 2.4m high provided along the site boundary adjoining areas accessible by the public?	<input checked="" type="checkbox"/>	<input type="checkbox"/>	<input type="checkbox"/>	
1.17	Is open burning prohibited?	<input type="checkbox"/>	<input checked="" type="checkbox"/>	<input type="checkbox"/>	

Contract No.: 13/WSD/16 Mainlaying in Tseung Kwan O

		N/A	Yes	No	Remarks
2.00	Construction Noise (Airborne)				
2.01	Are quiet plants adopted on site?	<input type="checkbox"/>	<input checked="" type="checkbox"/>	<input type="checkbox"/>	
2.02	Are the PMEs operating on site well-maintained to minimize the generation of excessive noise?	<input type="checkbox"/>	<input checked="" type="checkbox"/>	<input type="checkbox"/>	
2.03	Are plants throttled down or turned off when not in use?	<input type="checkbox"/>	<input checked="" type="checkbox"/>	<input type="checkbox"/>	
2.04	Are the plants known to emit noise strongly in one direction oriented to face away from NSRs?	<input checked="" type="checkbox"/>	<input type="checkbox"/>	<input type="checkbox"/>	
2.05	Are moveable barriers provided to screen NSRs from plant or noisy operations?	<input checked="" type="checkbox"/>	<input type="checkbox"/>	<input type="checkbox"/>	
2.06	Are silencers, mufflers and enclosures provided to plants?	<input checked="" type="checkbox"/>	<input type="checkbox"/>	<input type="checkbox"/>	
2.07	Are the hoods, cover panels and inspection hatches of PMEs closed during operation?	<input type="checkbox"/>	<input checked="" type="checkbox"/>	<input type="checkbox"/>	
2.08	Are purposely-built site hoarding construction with appropriate materials provided along the site boundary?	<input checked="" type="checkbox"/>	<input type="checkbox"/>	<input type="checkbox"/>	
2.09	Are noisy operation properly scheduled to minimize exposure and cumulative impacts to nearby sensitive receivers?	<input checked="" type="checkbox"/>	<input type="checkbox"/>	<input type="checkbox"/>	
2.10	Are valid noise emission label(s) affixed to all hand-held breakers operating on site?	<input checked="" type="checkbox"/>	<input type="checkbox"/>	<input type="checkbox"/>	
2.11	Are valid noise emission label(s) affixed to all air compressors operating on site?	<input checked="" type="checkbox"/>	<input type="checkbox"/>	<input type="checkbox"/>	
2.12	Are all construction noise permit(s) applied for percussive piling work?	<input checked="" type="checkbox"/>	<input type="checkbox"/>	<input type="checkbox"/>	
2.13	Are construction noise permit(s) applied for general construction works during restricted hours?	<input type="checkbox"/>	<input checked="" type="checkbox"/>	<input type="checkbox"/>	
2.14	Are valid construction noise permit(s) displayed at all vehicular exits?	<input type="checkbox"/>	<input checked="" type="checkbox"/>	<input type="checkbox"/>	
3.00	Water Quality				
3.01	Is effluent discharge license obtained for wastewater discharge from site?	<input type="checkbox"/>	<input checked="" type="checkbox"/>	<input type="checkbox"/>	
3.02	Is effluent discharged according to the effluent discharge license?	<input type="checkbox"/>	<input checked="" type="checkbox"/>	<input type="checkbox"/>	
3.03	Is wastewater discharge from site properly treated prior to discharge?	<input type="checkbox"/>	<input checked="" type="checkbox"/>	<input type="checkbox"/>	
3.04	Are perimeter channels provided to intercept storm runoff from outside the site?	<input checked="" type="checkbox"/>	<input type="checkbox"/>	<input type="checkbox"/>	
3.05	Are sand/silt removal facilities such as sand/silt traps and sediment basins provided to remove sand/silt particles from runoff?	<input type="checkbox"/>	<input checked="" type="checkbox"/>	<input type="checkbox"/>	
3.06	Is surface runoff diverted to sedimentation facilities?	<input type="checkbox"/>	<input checked="" type="checkbox"/>	<input type="checkbox"/>	
3.07	Is the drainage system properly maintained?	<input type="checkbox"/>	<input checked="" type="checkbox"/>	<input type="checkbox"/>	
3.08	Are construction works carefully programmed to minimize soil excavation works during rainy seasons?	<input checked="" type="checkbox"/>	<input type="checkbox"/>	<input type="checkbox"/>	
3.09	Are exposed soil surface protected by paving as soon as possible to reduce the potential of soil erosion?	<input checked="" type="checkbox"/>	<input type="checkbox"/>	<input type="checkbox"/>	
3.10	Are temporary access roads protected by crushed gravel?	<input checked="" type="checkbox"/>	<input type="checkbox"/>	<input type="checkbox"/>	
3.11	Is trench excavation avoided in the wet season as far as practicable, or if necessary, backfilled in short sections after excavation?	<input checked="" type="checkbox"/>	<input type="checkbox"/>	<input type="checkbox"/>	

Contract No.: 13/WSD/16 Mainlaying in Tseung Kwan O

		N/A	Yes	No	Remarks
3.12	Are exposed slope surface properly protected?	<input checked="" type="checkbox"/>	<input type="checkbox"/>	<input type="checkbox"/>	
3.13	Are open stockpiles of construction materials on site covered by tarpaulin or similar fabric during construction?	<input type="checkbox"/>	<input checked="" type="checkbox"/>	<input type="checkbox"/>	
3.14	Is runoff from wheel-washing facilities avoided?	<input checked="" type="checkbox"/>	<input type="checkbox"/>	<input type="checkbox"/>	
3.15	Is oil leakage or spillage prevented?	<input type="checkbox"/>	<input checked="" type="checkbox"/>	<input type="checkbox"/>	
3.16	Are there any measures to prevent the release of oil and grease into the storm drainage system?	<input type="checkbox"/>	<input checked="" type="checkbox"/>	<input type="checkbox"/>	
3.17	Are the oil interceptors/ grease traps properly maintained?	<input type="checkbox"/>	<input checked="" type="checkbox"/>	<input type="checkbox"/>	
3.18	Are debris and rubbish generated on site collected, handled and disposed of properly to avoid them entering the streams?	<input checked="" type="checkbox"/>	<input type="checkbox"/>	<input type="checkbox"/>	
3.19	Are all fuel tanks and storage areas provided with locks and be sited on sealed areas, within bunds of capacity equal to 110% of the storage capacity of the largest tank?	<input type="checkbox"/>	<input checked="" type="checkbox"/>	<input type="checkbox"/>	
3.20	Are tanks, containers, storage area bunded and the locations locked as far as possible from the sensitive watercourse and stormwater drains?	<input type="checkbox"/>	<input checked="" type="checkbox"/>	<input type="checkbox"/>	
3.21	Are sufficient chemical toilets provided on site to handle sewage from construction work force?	<input type="checkbox"/>	<input checked="" type="checkbox"/>	<input type="checkbox"/>	
3.22	Are sewage disposal and toilet maintenance of the portable chemical toilets provided by the licensed contractors?	<input type="checkbox"/>	<input checked="" type="checkbox"/>	<input type="checkbox"/>	
3.23	Is concrete washing water properly collected and treated prior to discharge?	<input checked="" type="checkbox"/>	<input type="checkbox"/>	<input type="checkbox"/>	
4.00	Waste Management				
4.01	Is a trip-ticket system implemented to monitor the disposal of C&D and solid wastes at public filling facilities and landfills?	<input type="checkbox"/>	<input checked="" type="checkbox"/>	<input type="checkbox"/>	
4.02	Is a recording system implemented to record the amount of wastes generated, recycled and disposed of?	<input type="checkbox"/>	<input checked="" type="checkbox"/>	<input type="checkbox"/>	
4.03	Is chemical waste separated from other waste and collected by a licensed chemical waste collector?	<input checked="" type="checkbox"/>	<input type="checkbox"/>	<input type="checkbox"/>	
4.04	Are trip tickets for chemical waste disposal available for inspection?	<input checked="" type="checkbox"/>	<input type="checkbox"/>	<input type="checkbox"/>	
4.05	Is chemical waste reused and recycled on site as far as practicable?	<input checked="" type="checkbox"/>	<input type="checkbox"/>	<input type="checkbox"/>	
4.06	Are all containers for chemical waste properly labelled?	<input checked="" type="checkbox"/>	<input type="checkbox"/>	<input type="checkbox"/>	
4.07	Is drip tray provided for chemical storage?	<input type="checkbox"/>	<input checked="" type="checkbox"/>	<input type="checkbox"/>	
4.08	Is chemical waste storage area used solely for storage of chemical waste and properly labelled?	<input type="checkbox"/>	<input checked="" type="checkbox"/>	<input type="checkbox"/>	
4.09	Are incompatible chemical wastes stored in different areas?	<input checked="" type="checkbox"/>	<input type="checkbox"/>	<input type="checkbox"/>	
4.10	Is the chemical waste storage area enclosed on at least 3 sides and adequately ventilated?	<input type="checkbox"/>	<input checked="" type="checkbox"/>	<input type="checkbox"/>	
4.11	Is an impermeable floor and bunding, of capacity to accommodate 110% of the volume of the largest container or of 20% by volume of the chemical waste stored in that area, whichever is the greatest, provide?	<input type="checkbox"/>	<input checked="" type="checkbox"/>	<input type="checkbox"/>	
4.12	Is a routine cleaning and maintenance programme implemented for drainage systems, sump pits, and oil interceptors?	<input type="checkbox"/>	<input checked="" type="checkbox"/>	<input type="checkbox"/>	

Contract No.: 13/WSD/16 Mainlaying in Tseung Kwan O

		N/A	Yes	No	Remarks
4.13	Are sufficient general refuse disposal/collection points provided on site?	<input type="checkbox"/>	<input checked="" type="checkbox"/>	<input type="checkbox"/>	
4.14	Is general refuse disposed of properly and regularly?	<input type="checkbox"/>	<input checked="" type="checkbox"/>	<input type="checkbox"/>	
4.15	Are appropriate measures adopted to minimize windblown litter and dust during transportation of waste?	<input type="checkbox"/>	<input checked="" type="checkbox"/>	<input type="checkbox"/>	
4.16	Are individual collectors for aluminum cans, plastic bottles and packaging material and office paper provided to encourage waste segregation?	<input type="checkbox"/>	<input checked="" type="checkbox"/>	<input type="checkbox"/>	
4.17	Are C&D wastes sorted on site?	<input type="checkbox"/>	<input checked="" type="checkbox"/>	<input type="checkbox"/>	
4.18	Are C&D waste disposed of properly?	<input type="checkbox"/>	<input checked="" type="checkbox"/>	<input type="checkbox"/>	
4.19	Are unused C&D materials or chemicals recycled or reused to reduce the quantity of waste?	<input type="checkbox"/>	<input checked="" type="checkbox"/>	<input type="checkbox"/>	
4.20	Are public fill and C&D waste reuse on site as far as practicable to avoid disposal off-site?	<input type="checkbox"/>	<input checked="" type="checkbox"/>	<input type="checkbox"/>	
4.21	Are the construction materials stored properly to minimize the potential for damage or contamination?	<input type="checkbox"/>	<input checked="" type="checkbox"/>	<input type="checkbox"/>	
4.22	Is a dumping license obtained to deliver public fill to public filling areas?	<input type="checkbox"/>	<input checked="" type="checkbox"/>	<input type="checkbox"/>	
5.00	Landscape and Visual				
5.01	Are Is site hoarding provided?	<input checked="" type="checkbox"/>	<input type="checkbox"/>	<input type="checkbox"/>	
5.02	Are vegetation disturbance minimized or soil protected to reduce potential soil erosion?	<input type="checkbox"/>	<input checked="" type="checkbox"/>	<input type="checkbox"/>	
5.03	Is construction light oriented away from the sensitive receivers?	<input checked="" type="checkbox"/>	<input type="checkbox"/>	<input type="checkbox"/>	
5.04	Is grass hydroseeding provided to slopes as soon as the completion of works?	<input type="checkbox"/>	<input checked="" type="checkbox"/>	<input type="checkbox"/>	
5.05	Are damages to trees outside site boundary due construction works avoided?	<input type="checkbox"/>	<input checked="" type="checkbox"/>	<input type="checkbox"/>	
5.06	Are excavation works carried out manually instead of machinery operation within 2.5m vicinity of any preserved trees?	<input checked="" type="checkbox"/>	<input type="checkbox"/>	<input type="checkbox"/>	
5.07	Are the retained and transplanted tree(s) properly protected and in good conditions?	<input type="checkbox"/>	<input type="checkbox"/>	<input checked="" type="checkbox"/>	Objection (1)
5.08	Are surgery works carried out for damaged trees?	<input checked="" type="checkbox"/>	<input type="checkbox"/>	<input type="checkbox"/>	
6.00	Ecology				
6.01	Is site runoff properly treated to prevent any silty runoff?	<input type="checkbox"/>	<input checked="" type="checkbox"/>	<input type="checkbox"/>	
6.02	Are silt trap installed and well-maintained?	<input checked="" type="checkbox"/>	<input type="checkbox"/>	<input type="checkbox"/>	
6.03	Are stockpiles properly covered to avoid generating silty runoff?	<input type="checkbox"/>	<input checked="" type="checkbox"/>	<input type="checkbox"/>	
6.04	Are construction works restricted to works area which are clearly defined?	<input type="checkbox"/>	<input checked="" type="checkbox"/>	<input type="checkbox"/>	
7.00	Overall				
7.01	Is the EM&A properly implemented in general?	<input type="checkbox"/>	<input checked="" type="checkbox"/>	<input type="checkbox"/>	

Contract No.: 13/WSD/16 Mainlaying in Tseung Kwan O

Remark / Observation(s) / Recommendation and Non-compliance(s) of Weekly Site Inspection:

Observation:-

① Tree protection ~~zon~~ zone should be maintained properly. (Pit 0)

Signatures:

ET
Representative



(Name: *Wesley*)

Contractor's
Representative



(Name: *Ken Ma*)

WSD's
Representative



(Name: *W S Chan*)

IEC's
Representative

(Name:)

Contract No.: 13/WSD/16 Mainlaying in Tseung Kwan O

WEEKLY ENVIRONMENTAL INSPECTION CHECKLIST

Inspection Date: 15/12/2023 Inspected by: Bo Lo Ip ET: Ken Ma WSD: T.C. Lau
 Inspection Time: 09:30 am Contractor: Ken Ma IEC:

Weather	
Condition	<input checked="" type="checkbox"/> Sunny <input type="checkbox"/> Fine <input type="checkbox"/> Overcast <input type="checkbox"/> Drizzle <input type="checkbox"/> Rain <input type="checkbox"/> Storm <input type="checkbox"/> Hazy
Temperature	<input checked="" type="checkbox"/> 28°C Humidity <input checked="" type="checkbox"/> High <input type="checkbox"/> Moderate <input type="checkbox"/> Low
Wind	<input checked="" type="checkbox"/> Calm <input type="checkbox"/> Light <input type="checkbox"/> Breeze <input type="checkbox"/> Strong

		N/A	Yes	No	Remarks
0.00	General				
0.01	Is the current Environmental Permit displayed conspicuously at all vehicle site entrances/exits for public's information at any time?	<input type="checkbox"/>	<input checked="" type="checkbox"/>	<input type="checkbox"/>	
1.00	Construction Dust				
1.01	Are dusty materials, such as excavated materials, building debris and construction materials, and exposed earth surface properly covered to prevent dust emission?	<input type="checkbox"/>	<input checked="" type="checkbox"/>	<input type="checkbox"/>	
1.02	Are screenings, enclosures, water spraying, or vacuum cleaning devices provided to dusty construction works for dust suppression?	<input type="checkbox"/>	<input type="checkbox"/>	<input checked="" type="checkbox"/>	disposition (1)
1.03	Are fumes or smoke emitting plants or construction activities shielded by a screen?	<input checked="" type="checkbox"/>	<input type="checkbox"/>	<input type="checkbox"/>	
1.04	Are wheel-washing facilities with high-pressure water jets provided at all sites exits?	<input checked="" type="checkbox"/>	<input type="checkbox"/>	<input type="checkbox"/>	
1.05	Is wheel-washing provided to all vehicles leaving the site?	<input checked="" type="checkbox"/>	<input type="checkbox"/>	<input type="checkbox"/>	
1.06	Are road section near the site exit free from dusty material?	<input type="checkbox"/>	<input checked="" type="checkbox"/>	<input type="checkbox"/>	
1.07	Are all main haul roads inside the site paved or sprayed with water to minimize dust emission during vehicle movement?	<input type="checkbox"/>	<input checked="" type="checkbox"/>	<input type="checkbox"/>	
1.08	Are water spraying provided immediately prior to any loading or transfer of dusty materials?	<input type="checkbox"/>	<input checked="" type="checkbox"/>	<input type="checkbox"/>	
1.09	Are covers provided to all dump trucks carrying dusty materials when entering and leaving the site?	<input checked="" type="checkbox"/>	<input type="checkbox"/>	<input type="checkbox"/>	
1.10	Are the working areas for uprooting of trees, shrubs, or vegetation or the removal of boulders, poles, pillars sprayed with water to maintain the entire surface wet?	<input type="checkbox"/>	<input checked="" type="checkbox"/>	<input type="checkbox"/>	
1.11	Is exposed earth properly treated within six months after the last construction activity on site?	<input type="checkbox"/>	<input checked="" type="checkbox"/>	<input type="checkbox"/>	
1.12	Does the operation of plants on site free form dark smoke emission?	<input type="checkbox"/>	<input checked="" type="checkbox"/>	<input type="checkbox"/>	
1.13	Are vehicles travelling at speed not exceeding 15km/hr within the site?	<input checked="" type="checkbox"/>	<input type="checkbox"/>	<input type="checkbox"/>	
1.14	Are stock of more than 20 bags of cement or day PFA covered or sheltered on top and 3 sides?	<input type="checkbox"/>	<input checked="" type="checkbox"/>	<input type="checkbox"/>	
1.15	Are de-bagging, batching and mixing processes of bagged cement carried out in sheltered areas?	<input checked="" type="checkbox"/>	<input type="checkbox"/>	<input type="checkbox"/>	
1.16	Are hoardings of at least 2.4m high provided along the site boundary adjoining areas accessible by the public?	<input checked="" type="checkbox"/>	<input type="checkbox"/>	<input type="checkbox"/>	
1.17	Is open burning prohibited?	<input type="checkbox"/>	<input checked="" type="checkbox"/>	<input type="checkbox"/>	

Contract No.: 13/WSD/16 Mainlaying in Tseung Kwan O

		N/A	Yes	No	Remarks
2.00	Construction Noise (Airborne)				
2.01	Are quiet plants adopted on site?	<input type="checkbox"/>	<input checked="" type="checkbox"/>	<input type="checkbox"/>	
2.02	Are the PMEs operating on site well-maintained to minimize the generation of excessive noise?	<input type="checkbox"/>	<input checked="" type="checkbox"/>	<input type="checkbox"/>	
2.03	Are plants throttled down or turned off when not in use?	<input type="checkbox"/>	<input checked="" type="checkbox"/>	<input type="checkbox"/>	
2.04	Are the plants known to emit noise strongly in one direction oriented to face away from NSRs?	<input checked="" type="checkbox"/>	<input type="checkbox"/>	<input type="checkbox"/>	
2.05	Are moveable barriers provided to screen NSRs from plant or noisy operations?	<input checked="" type="checkbox"/>	<input type="checkbox"/>	<input type="checkbox"/>	
2.06	Are silencers, mufflers and enclosures provided to plants?	<input checked="" type="checkbox"/>	<input type="checkbox"/>	<input type="checkbox"/>	
2.07	Are the hoods, cover panels and inspection hatches of PMEs closed during operation?	<input type="checkbox"/>	<input checked="" type="checkbox"/>	<input type="checkbox"/>	
2.08	Are purposely-built site hoarding construction with appropriate materials provided along the site boundary?	<input checked="" type="checkbox"/>	<input type="checkbox"/>	<input type="checkbox"/>	
2.09	Are noisy operation properly scheduled to minimize exposure and cumulative impacts to nearby sensitive receivers?	<input checked="" type="checkbox"/>	<input type="checkbox"/>	<input type="checkbox"/>	
2.10	Are valid noise emission label(s) affixed to all hand-held breakers operating on site?	<input checked="" type="checkbox"/>	<input type="checkbox"/>	<input type="checkbox"/>	
2.11	Are valid noise emission label(s) affixed to all air compressors operating on site?	<input checked="" type="checkbox"/>	<input type="checkbox"/>	<input type="checkbox"/>	
2.12	Are all construction noise permit(s) applied for percussive piling work?	<input checked="" type="checkbox"/>	<input type="checkbox"/>	<input type="checkbox"/>	
2.13	Are construction noise permit(s) applied for general construction works during restricted hours?	<input checked="" type="checkbox"/>	<input checked="" type="checkbox"/>	<input type="checkbox"/>	
2.14	Are valid construction noise permit(s) displayed at all vehicular exits?	<input type="checkbox"/>	<input checked="" type="checkbox"/>	<input type="checkbox"/>	
3.00	Water Quality				
3.01	Is effluent discharge license obtained for wastewater discharge from site?	<input type="checkbox"/>	<input checked="" type="checkbox"/>	<input type="checkbox"/>	
3.02	Is effluent discharged according to the effluent discharge license?	<input type="checkbox"/>	<input checked="" type="checkbox"/>	<input type="checkbox"/>	
3.03	Is wastewater discharge from site properly treated prior to discharge?	<input type="checkbox"/>	<input checked="" type="checkbox"/>	<input type="checkbox"/>	
3.04	Are perimeter channels provided to intercept storm runoff from outside the site?	<input checked="" type="checkbox"/>	<input type="checkbox"/>	<input type="checkbox"/>	
3.05	Are sand/silt removal facilities such as sand/silt traps and sediment basins provided to remove sand/silt particles from runoff?	<input type="checkbox"/>	<input checked="" type="checkbox"/>	<input type="checkbox"/>	
3.06	Is surface runoff diverted to sedimentation facilities?	<input type="checkbox"/>	<input checked="" type="checkbox"/>	<input type="checkbox"/>	
3.07	Is the drainage system properly maintained?	<input type="checkbox"/>	<input checked="" type="checkbox"/>	<input type="checkbox"/>	
3.08	Are construction works carefully programmed to minimize soil excavation works during rainy seasons?	<input checked="" type="checkbox"/>	<input type="checkbox"/>	<input type="checkbox"/>	
3.09	Are exposed soil surface protected by paving as soon as possible to reduce the potential of soil erosion?	<input checked="" type="checkbox"/>	<input type="checkbox"/>	<input type="checkbox"/>	
3.10	Are temporary access roads protected by crushed gravel?	<input checked="" type="checkbox"/>	<input type="checkbox"/>	<input type="checkbox"/>	
3.11	Is trench excavation avoided in the wet season as far as practicable, or if necessary, backfilled in short sections after excavation?	<input checked="" type="checkbox"/>	<input type="checkbox"/>	<input type="checkbox"/>	

Contract No.: 13/WSD/16 Mainlaying in Tseung Kwan O

		N/A	Yes	No	Remarks
3.12	Are exposed slope surface properly protected?	<input checked="" type="checkbox"/>	<input type="checkbox"/>	<input type="checkbox"/>	
3.13	Are open stockpiles of construction materials on site covered by tarpaulin or similar fabric during construction?	<input type="checkbox"/>	<input checked="" type="checkbox"/>	<input type="checkbox"/>	
3.14	Is runoff from wheel-washing facilities avoided?	<input checked="" type="checkbox"/>	<input type="checkbox"/>	<input type="checkbox"/>	
3.15	Is oil leakage or spillage prevented?	<input type="checkbox"/>	<input checked="" type="checkbox"/>	<input type="checkbox"/>	
3.16	Are there any measures to prevent the release of oil and grease into the storm drainage system?	<input type="checkbox"/>	<input checked="" type="checkbox"/>	<input type="checkbox"/>	
3.17	Are the oil interceptors/ grease traps properly maintained?	<input checked="" type="checkbox"/>	<input type="checkbox"/>	<input type="checkbox"/>	
3.18	Are debris and rubbish generated on site collected, handled and disposed of properly to avoid them entering the streams?	<input type="checkbox"/>	<input checked="" type="checkbox"/>	<input type="checkbox"/>	
3.19	Are all fuel tanks and storage areas provided with locks and be sited on sealed areas, within bunds of capacity equal to 110% of the storage capacity of the largest tank?	<input type="checkbox"/>	<input checked="" type="checkbox"/>	<input type="checkbox"/>	
3.20	Are tanks, containers, storage area bunded and the locations locked as far as possible from the sensitive watercourse and stormwater drains?	<input type="checkbox"/>	<input checked="" type="checkbox"/>	<input type="checkbox"/>	
3.21	Are sufficient chemical toilets provided on site to handle sewage from construction work force?	<input type="checkbox"/>	<input checked="" type="checkbox"/>	<input type="checkbox"/>	
3.22	Are sewage disposal and toilet maintenance of the portable chemical toilets provided by the licensed contractors?	<input type="checkbox"/>	<input checked="" type="checkbox"/>	<input type="checkbox"/>	
3.23	Is concrete washing water properly collected and treated prior to discharge?	<input checked="" type="checkbox"/>	<input type="checkbox"/>	<input type="checkbox"/>	
4.00	Waste Management				
4.01	Is a trip-ticket system implemented to monitor the disposal of C&D and solid wastes at public filling facilities and landfills?	<input type="checkbox"/>	<input checked="" type="checkbox"/>	<input type="checkbox"/>	
4.02	Is a recording system implemented to record the amount of wastes generated, recycled and disposed of?	<input type="checkbox"/>	<input checked="" type="checkbox"/>	<input type="checkbox"/>	
4.03	Is chemical waste separated from other waste and collected by a licensed chemical waste collector?	<input checked="" type="checkbox"/>	<input type="checkbox"/>	<input type="checkbox"/>	
4.04	Are trip tickets for chemical waste disposal available for inspection?	<input type="checkbox"/>	<input checked="" type="checkbox"/>	<input type="checkbox"/>	
4.05	Is chemical waste reused and recycled on site as far as practicable?	<input checked="" type="checkbox"/>	<input type="checkbox"/>	<input type="checkbox"/>	
4.06	Are all containers for chemical waste properly labelled?	<input type="checkbox"/>	<input checked="" type="checkbox"/>	<input type="checkbox"/>	
4.07	Is drip tray provided for chemical storage?	<input type="checkbox"/>	<input checked="" type="checkbox"/>	<input type="checkbox"/>	
4.08	Is chemical waste storage area used solely for storage of chemical waste and properly labelled?	<input type="checkbox"/>	<input checked="" type="checkbox"/>	<input type="checkbox"/>	
4.09	Are incompatible chemical wastes stored in different areas?	<input checked="" type="checkbox"/>	<input type="checkbox"/>	<input type="checkbox"/>	
4.10	Is the chemical waste storage area enclosed on at least 3 sides and adequately ventilated?	<input type="checkbox"/>	<input checked="" type="checkbox"/>	<input type="checkbox"/>	
4.11	Is an impermeable floor and bunding, of capacity to accommodate 110% of the volume of the largest container or of 20% by volume of the chemical waste stored in that area, whichever is the greatest, provide?	<input type="checkbox"/>	<input checked="" type="checkbox"/>	<input type="checkbox"/>	
4.12	Is a routine cleaning and maintenance programme implemented for drainage systems, sump pits, and oil interceptors?	<input type="checkbox"/>	<input checked="" type="checkbox"/>	<input type="checkbox"/>	

Contract No.: 13/WSD/16 Mainlaying in Tseung Kwan O

		N/A	Yes	No	Remarks
4.13	Are sufficient general refuse disposal/collection points provided on site?	<input type="checkbox"/>	<input checked="" type="checkbox"/>	<input type="checkbox"/>	
4.14	Is general refuse disposed of properly and regularly?	<input type="checkbox"/>	<input checked="" type="checkbox"/>	<input type="checkbox"/>	
4.15	Are appropriate measures adopted to minimize windblown litter and dust during transportation of waste?	<input type="checkbox"/>	<input checked="" type="checkbox"/>	<input type="checkbox"/>	
4.16	Are individual collectors for aluminum cans, plastic bottles and packaging material and office paper provided to encourage waste segregation?	<input type="checkbox"/>	<input checked="" type="checkbox"/>	<input type="checkbox"/>	
4.17	Are C&D wastes sorted on site?	<input type="checkbox"/>	<input checked="" type="checkbox"/>	<input type="checkbox"/>	
4.18	Are C&D waste disposed of properly?	<input type="checkbox"/>	<input checked="" type="checkbox"/>	<input type="checkbox"/>	
4.19	Are unused C&D materials or chemicals recycled or reused to reduce the quantity of waste?	<input type="checkbox"/>	<input checked="" type="checkbox"/>	<input type="checkbox"/>	
4.20	Are public fill and C&D waste reuse on site as far as practicable to avoid disposal off-site?	<input type="checkbox"/>	<input checked="" type="checkbox"/>	<input type="checkbox"/>	
4.21	Are the construction materials stored properly to minimize the potential for damage or contamination?	<input type="checkbox"/>	<input checked="" type="checkbox"/>	<input type="checkbox"/>	
4.22	Is a dumping license obtained to deliver public fill to public filling areas?	<input type="checkbox"/>	<input checked="" type="checkbox"/>	<input type="checkbox"/>	
5.00	Landscape and Visual				
5.01	Are Is site hoarding provided?	<input checked="" type="checkbox"/>	<input type="checkbox"/>	<input type="checkbox"/>	
5.02	Are vegetation disturbance minimized or soil protected to reduce potential soil erosion?	<input type="checkbox"/>	<input checked="" type="checkbox"/>	<input type="checkbox"/>	
5.03	Is construction light oriented away from the sensitive receivers?	<input checked="" type="checkbox"/>	<input type="checkbox"/>	<input type="checkbox"/>	
5.04	Is grass hydroseeding provided to slopes as soon as the completion of works?	<input checked="" type="checkbox"/>	<input type="checkbox"/>	<input type="checkbox"/>	
5.05	Are damages to trees outside site boundary due construction works avoided?	<input type="checkbox"/>	<input checked="" type="checkbox"/>	<input type="checkbox"/>	
5.06	Are excavation works carried out manually instead of machinery operation within 2.5m vicinity of any preserved trees?	<input checked="" type="checkbox"/>	<input type="checkbox"/>	<input type="checkbox"/>	
5.07	Are the retained and transplanted tree(s) properly protected and in good conditions?	<input checked="" type="checkbox"/>	<input type="checkbox"/>	<input type="checkbox"/>	
5.08	Are surgery works carried out for damaged trees?	<input checked="" type="checkbox"/>	<input type="checkbox"/>	<input type="checkbox"/>	
6.00	Ecology				
6.01	Is site runoff properly treated to prevent any silty runoff?	<input type="checkbox"/>	<input checked="" type="checkbox"/>	<input type="checkbox"/>	
6.02	Are silt trap installed and well-maintained?	<input type="checkbox"/>	<input checked="" type="checkbox"/>	<input type="checkbox"/>	
6.03	Are stockpiles properly covered to avoid generating silty runoff?	<input type="checkbox"/>	<input checked="" type="checkbox"/>	<input type="checkbox"/>	
6.04	Are construction works restricted to works area which are clearly defined?	<input type="checkbox"/>	<input checked="" type="checkbox"/>	<input type="checkbox"/>	
7.00	Overall				
7.01	Is the EM&A properly implemented in general?	<input type="checkbox"/>	<input checked="" type="checkbox"/>	<input type="checkbox"/>	

Contract No.: 13/WSD/16 Mainlaying in Tseung Kwan O


Remark / Observation(s) / Recommendation and Non-compliance(s) of Weekly Site Inspection:

Observation 1: Stagnant water was observed at Creative School


Remindar: The Contractor was reminded to properly dispose the general refuse on-site at Creative School

Signatures:


ET
Representative


(Name: Co/Cozp)

Contractor's
Representative


(Name: Ken Ma)

WSD's
Representative


(Name: P. C. Lau)

IEC's
Representative

(Name:)

Contract No.: 13/WSD/16 Mainlaying in Tseung Kwan O

WEEKLY ENVIRONMENTAL INSPECTION CHECKLIST

Inspection Date: 20/12/2024

Inspected by:

ET:

Alex Leung

WSD:

Mr. Chan Chung Hang

Inspection Time: 14:00 pm

Contractor: Hea Calvin Chek

IEC: Alex Chan

Weather							
Condition	<input checked="" type="checkbox"/> Sunny	<input type="checkbox"/> Fine	<input type="checkbox"/> Overcast	<input type="checkbox"/> Drizzle	<input type="checkbox"/> Rain	<input type="checkbox"/> Storm	<input type="checkbox"/> Hazy
Temperature	<u>16</u> °C	Humidity		<input checked="" type="checkbox"/> High	<input checked="" type="checkbox"/> Moderate	<input type="checkbox"/> Low	
Wind	<input checked="" type="checkbox"/> Calm	<input type="checkbox"/> Light	<input type="checkbox"/> Breeze	<input type="checkbox"/> Strong			

		N/A	Yes	No	Remarks
0.00	General				
0.01	Is the current Environmental Permit displayed conspicuously at all vehicle site entrances/exits for public's information at any time?	<input type="checkbox"/>	<input checked="" type="checkbox"/>	<input type="checkbox"/>	
1.00	Construction Dust				
1.01	Are dusty materials, such as excavated materials, building debris and construction materials, and exposed earth surface properly covered to prevent dust emission?	<input type="checkbox"/>	<input checked="" type="checkbox"/>	<input type="checkbox"/>	
1.02	Are screenings, enclosures, water spraying, or vacuum cleaning devices provided to dusty construction works for dust suppression?	<input checked="" type="checkbox"/>	<input type="checkbox"/>	<input type="checkbox"/>	
1.03	Are fumes or smoke emitting plants or construction activities shielded by a screen?	<input checked="" type="checkbox"/>	<input type="checkbox"/>	<input type="checkbox"/>	
1.04	Are wheel-washing facilities with high-pressure water jets provided at all sites exits?	<input checked="" type="checkbox"/>	<input type="checkbox"/>	<input type="checkbox"/>	
1.05	Is wheel-washing provided to all vehicles leaving the site?	<input checked="" type="checkbox"/>	<input type="checkbox"/>	<input type="checkbox"/>	
1.06	Are road section near the site exit free from dusty material?	<input type="checkbox"/>	<input checked="" type="checkbox"/>	<input type="checkbox"/>	
1.07	Are all main haul roads inside the site paved or sprayed with water to minimize dust emission during vehicle movement?	<input checked="" type="checkbox"/>	<input type="checkbox"/>	<input type="checkbox"/>	
1.08	Are water spraying provided immediately prior to any loading or transfer of dusty materials?	<input checked="" type="checkbox"/>	<input type="checkbox"/>	<input type="checkbox"/>	
1.09	Are covers provided to all dump trucks carrying dusty materials when entering and leaving the site?	<input checked="" type="checkbox"/>	<input type="checkbox"/>	<input type="checkbox"/>	
1.10	Are the working areas for uprooting of trees, shrubs, or vegetation or the removal of boulders, poles, pillars sprayed with water to maintain the entire surface wet?	<input type="checkbox"/>	<input checked="" type="checkbox"/>	<input type="checkbox"/>	
1.11	Is exposed earth properly treated within six months after the last construction activity on site?	<input type="checkbox"/>	<input checked="" type="checkbox"/>	<input type="checkbox"/>	
1.12	Does the operation of plants on site free from dark smoke emission?	<input type="checkbox"/>	<input checked="" type="checkbox"/>	<input type="checkbox"/>	
1.13	Are vehicles travelling at speed not exceeding 15km/hr within the site?	<input checked="" type="checkbox"/>	<input type="checkbox"/>	<input type="checkbox"/>	
1.14	Are stock of more than 20 bags of cement or day PFA covered or sheltered on top and 3 sides?	<input type="checkbox"/>	<input checked="" type="checkbox"/>	<input type="checkbox"/>	
1.15	Are de-bagging, batching and mixing processes of bagged cement carried out in sheltered areas?	<input checked="" type="checkbox"/>	<input type="checkbox"/>	<input type="checkbox"/>	
1.16	Are hoardings of at least 2.4m high provided along the site boundary adjoining areas accessible by the public?	<input checked="" type="checkbox"/>	<input type="checkbox"/>	<input type="checkbox"/>	
1.17	Is open burning prohibited?	<input type="checkbox"/>	<input checked="" type="checkbox"/>	<input type="checkbox"/>	

Contract No.: 13/WSD/16 Mainlaying in Tseung Kwan O

		N/A	Yes	No	Remarks
2.00	Construction Noise (Airborne)				
2.01	Are quiet plants adopted on site?	<input type="checkbox"/>	<input checked="" type="checkbox"/>	<input type="checkbox"/>	
2.02	Are the PMEs operating on site well-maintained to minimize the generation of excessive noise?	<input type="checkbox"/>	<input checked="" type="checkbox"/>	<input type="checkbox"/>	
2.03	Are plants throttled down or turned off when not in use?	<input type="checkbox"/>	<input checked="" type="checkbox"/>	<input type="checkbox"/>	
2.04	Are the plants known to emit noise strongly in one direction oriented to face away from NSRs?	<input checked="" type="checkbox"/>	<input type="checkbox"/>	<input type="checkbox"/>	
2.05	Are moveable barriers provided to screen NSRs from plant or noisy operations?	<input checked="" type="checkbox"/>	<input type="checkbox"/>	<input type="checkbox"/>	
2.06	Are silencers, mufflers and enclosures provided to plants?	<input checked="" type="checkbox"/>	<input type="checkbox"/>	<input type="checkbox"/>	
2.07	Are the hoods, cover panels and inspection hatches of PMEs closed during operation?	<input type="checkbox"/>	<input checked="" type="checkbox"/>	<input type="checkbox"/>	
2.08	Are purposely-built site hoarding construction with appropriate materials provided along the site boundary?	<input checked="" type="checkbox"/>	<input type="checkbox"/>	<input type="checkbox"/>	
2.09	Are noisy operation properly scheduled to minimize exposure and cumulative impacts to nearby sensitive receivers?	<input checked="" type="checkbox"/>	<input type="checkbox"/>	<input type="checkbox"/>	
2.10	Are valid noise emission label(s) affixed to all hand-held breakers operating on site?	<input checked="" type="checkbox"/>	<input type="checkbox"/>	<input type="checkbox"/>	
2.11	Are valid noise emission label(s) affixed to all air compressors operating on site?	<input checked="" type="checkbox"/>	<input type="checkbox"/>	<input type="checkbox"/>	
2.12	Are all construction noise permit(s) applied for percussive piling work?	<input checked="" type="checkbox"/>	<input type="checkbox"/>	<input type="checkbox"/>	
2.13	Are construction noise permit(s) applied for general construction works during restricted hours?	<input type="checkbox"/>	<input checked="" type="checkbox"/>	<input type="checkbox"/>	
2.14	Are valid construction noise permit(s) displayed at all vehicular exits?	<input type="checkbox"/>	<input checked="" type="checkbox"/>	<input type="checkbox"/>	
3.00	Water Quality				
3.01	Is effluent discharge license obtained for wastewater discharge from site?	<input type="checkbox"/>	<input checked="" type="checkbox"/>	<input type="checkbox"/>	
3.02	Is effluent discharged according to the effluent discharge license?	<input type="checkbox"/>	<input checked="" type="checkbox"/>	<input type="checkbox"/>	
3.03	Is wastewater discharge from site properly treated prior to discharge?	<input type="checkbox"/>	<input checked="" type="checkbox"/>	<input type="checkbox"/>	
3.04	Are perimeter channels provided to intercept storm runoff from outside the site?	<input checked="" type="checkbox"/>	<input type="checkbox"/>	<input type="checkbox"/>	
3.05	Are sand/silt removal facilities such as sand/silt traps and sediment basins provided to remove sand/silt particles from runoff?	<input type="checkbox"/>	<input checked="" type="checkbox"/>	<input type="checkbox"/>	
3.06	Is surface runoff diverted to sedimentation facilities?	<input type="checkbox"/>	<input checked="" type="checkbox"/>	<input type="checkbox"/>	
3.07	Is the drainage system properly maintained?	<input type="checkbox"/>	<input checked="" type="checkbox"/>	<input type="checkbox"/>	
3.08	Are construction works carefully programmed to minimize soil excavation works during rainy seasons?	<input checked="" type="checkbox"/>	<input type="checkbox"/>	<input type="checkbox"/>	
3.09	Are exposed soil surface protected by paving as soon as possible to reduce the potential of soil erosion?	<input checked="" type="checkbox"/>	<input type="checkbox"/>	<input type="checkbox"/>	
3.10	Are temporary access roads protected by crushed gravel?	<input checked="" type="checkbox"/>	<input type="checkbox"/>	<input type="checkbox"/>	
3.11	Is trench excavation avoided in the wet season as far as practicable, or if necessary, backfilled in short sections after excavation?	<input checked="" type="checkbox"/>	<input type="checkbox"/>	<input type="checkbox"/>	

Contract No.: 13/WSD/16 Mainlaying in Tseung Kwan O

		N/A	Yes	No	Remarks
3.12	Are exposed slope surface properly protected?	<input checked="" type="checkbox"/>	<input type="checkbox"/>	<input type="checkbox"/>	
3.13	Are open stockpiles of construction materials on site covered by tarpaulin or similar fabric during construction?	<input type="checkbox"/>	<input checked="" type="checkbox"/>	<input type="checkbox"/>	
3.14	Is runoff from wheel-washing facilities avoided?	<input checked="" type="checkbox"/>	<input type="checkbox"/>	<input type="checkbox"/>	
3.15	Is oil leakage or spillage prevented?	<input type="checkbox"/>	<input checked="" type="checkbox"/>	<input type="checkbox"/>	
3.16	Are there any measures to prevent the release of oil and grease into the storm drainage system?	<input type="checkbox"/>	<input checked="" type="checkbox"/>	<input type="checkbox"/>	
3.17	Are the oil interceptors/ grease traps properly maintained?	<input type="checkbox"/>	<input checked="" type="checkbox"/>	<input type="checkbox"/>	
3.18	Are debris and rubbish generated on site collected, handled and disposed of properly to avoid them entering the streams?	<input checked="" type="checkbox"/>	<input type="checkbox"/>	<input type="checkbox"/>	
3.19	Are all fuel tanks and storage areas provided with locks and be sited on sealed areas, within bunds of capacity equal to 110% of the storage capacity of the largest tank?	<input type="checkbox"/>	<input checked="" type="checkbox"/>	<input type="checkbox"/>	
3.20	Are tanks, containers, storage area bunded and the locations locked as far as possible from the sensitive watercourse and stormwater drains?	<input type="checkbox"/>	<input checked="" type="checkbox"/>	<input type="checkbox"/>	
3.21	Are sufficient chemical toilets provided on site to handle sewage from construction work force?	<input type="checkbox"/>	<input checked="" type="checkbox"/>	<input type="checkbox"/>	
3.22	Are sewage disposal and toilet maintenance of the portable chemical toilets provided by the licensed contractors?	<input type="checkbox"/>	<input checked="" type="checkbox"/>	<input type="checkbox"/>	
3.23	Is concrete washing water properly collected and treated prior to discharge?	<input checked="" type="checkbox"/>	<input type="checkbox"/>	<input type="checkbox"/>	
4.00	Waste Management				
4.01	Is a trip-ticket system implemented to monitor the disposal of C&D and solid wastes at public filling facilities and landfills?	<input type="checkbox"/>	<input checked="" type="checkbox"/>	<input type="checkbox"/>	
4.02	Is a recording system implemented to record the amount of wastes generated, recycled and disposed of?	<input type="checkbox"/>	<input checked="" type="checkbox"/>	<input type="checkbox"/>	
4.03	Is chemical waste separated from other waste and collected by a licensed chemical waste collector?	<input checked="" type="checkbox"/>	<input type="checkbox"/>	<input type="checkbox"/>	
4.04	Are trip tickets for chemical waste disposal available for inspection?	<input checked="" type="checkbox"/>	<input type="checkbox"/>	<input type="checkbox"/>	
4.05	Is chemical waste reused and recycled on site as far as practicable?	<input checked="" type="checkbox"/>	<input type="checkbox"/>	<input type="checkbox"/>	
4.06	Are all containers for chemical waste properly labelled?	<input checked="" type="checkbox"/>	<input type="checkbox"/>	<input type="checkbox"/>	
4.07	Is drip tray provided for chemical storage?	<input type="checkbox"/>	<input checked="" type="checkbox"/>	<input type="checkbox"/>	
4.08	Is chemical waste storage area used solely for storage of chemical waste and properly labelled?	<input type="checkbox"/>	<input checked="" type="checkbox"/>	<input type="checkbox"/>	
4.09	Are incompatible chemical wastes stored in different areas?	<input checked="" type="checkbox"/>	<input type="checkbox"/>	<input type="checkbox"/>	
4.10	Is the chemical waste storage area enclosed on at least 3 sides and adequately ventilated?	<input type="checkbox"/>	<input checked="" type="checkbox"/>	<input type="checkbox"/>	
4.11	Is an impermeable floor and bunding, of capacity to accommodate 110% of the volume of the largest container or of 20% by volume of the chemical waste stored in that area, whichever is the greatest, provide?	<input type="checkbox"/>	<input checked="" type="checkbox"/>	<input type="checkbox"/>	
4.12	Is a routine cleaning and maintenance programme implemented for drainage systems, sump pits, and oil interceptors?	<input type="checkbox"/>	<input checked="" type="checkbox"/>	<input type="checkbox"/>	

Contract No.: 13/WSD/16 Mainlaying in Tseung Kwan O

		N/A	Yes	No	Remarks
4.13	Are sufficient general refuse disposal/collection points provided on site?	<input type="checkbox"/>	<input checked="" type="checkbox"/>	<input type="checkbox"/>	
4.14	Is general refuse disposed of properly and regularly?	<input type="checkbox"/>	<input checked="" type="checkbox"/>	<input type="checkbox"/>	
4.15	Are appropriate measures adopted to minimize windblown litter and dust during transportation of waste?	<input type="checkbox"/>	<input checked="" type="checkbox"/>	<input type="checkbox"/>	
4.16	Are individual collectors for aluminum cans, plastic bottles and packaging material and office paper provided to encourage waste segregation?	<input type="checkbox"/>	<input checked="" type="checkbox"/>	<input type="checkbox"/>	
4.17	Are C&D wastes sorted on site?	<input type="checkbox"/>	<input checked="" type="checkbox"/>	<input type="checkbox"/>	
4.18	Are C&D waste disposed of properly?	<input type="checkbox"/>	<input checked="" type="checkbox"/>	<input type="checkbox"/>	
4.19	Are unused C&D materials or chemicals recycled or reused to reduce the quantity of waste?	<input type="checkbox"/>	<input checked="" type="checkbox"/>	<input type="checkbox"/>	
4.20	Are public fill and C&D waste reuse on site as far as practicable to avoid disposal off-site?	<input type="checkbox"/>	<input checked="" type="checkbox"/>	<input type="checkbox"/>	
4.21	Are the construction materials stored properly to minimize the potential for damage or contamination?	<input type="checkbox"/>	<input checked="" type="checkbox"/>	<input type="checkbox"/>	
4.22	Is a dumping license obtained to deliver public fill to public filling areas?	<input type="checkbox"/>	<input checked="" type="checkbox"/>	<input type="checkbox"/>	
5.00	Landscape and Visual				
5.01	Are Is site hoarding provided?	<input checked="" type="checkbox"/>	<input type="checkbox"/>	<input type="checkbox"/>	
5.02	Are vegetation disturbance minimized or soil protected to reduce potential soil erosion?	<input type="checkbox"/>	<input checked="" type="checkbox"/>	<input type="checkbox"/>	
5.03	Is construction light oriented away from the sensitive receivers?	<input checked="" type="checkbox"/>	<input type="checkbox"/>	<input type="checkbox"/>	
5.04	Is grass hydroseeding provided to slopes as soon as the completion of works?	<input type="checkbox"/>	<input checked="" type="checkbox"/>	<input type="checkbox"/>	
5.05	Are damages to trees outside site boundary due construction works avoided?	<input type="checkbox"/>	<input checked="" type="checkbox"/>	<input type="checkbox"/>	
5.06	Are excavation works carried out manually instead of machinery operation within 2.5m vicinity of any preserved trees?	<input checked="" type="checkbox"/>	<input type="checkbox"/>	<input type="checkbox"/>	
5.07	Are the retained and transplanted tree(s) properly protected and in good conditions?	<input type="checkbox"/>	<input checked="" type="checkbox"/>	<input type="checkbox"/>	
5.08	Are surgery works carried out for damaged trees?	<input checked="" type="checkbox"/>	<input type="checkbox"/>	<input type="checkbox"/>	
6.00	Ecology				
6.01	Is site runoff properly treated to prevent any silty runoff?	<input type="checkbox"/>	<input checked="" type="checkbox"/>	<input type="checkbox"/>	
6.02	Are silt trap installed and well-maintained?	<input checked="" type="checkbox"/>	<input type="checkbox"/>	<input type="checkbox"/>	
6.03	Are stockpiles properly covered to avoid generating silty runoff?	<input type="checkbox"/>	<input checked="" type="checkbox"/>	<input type="checkbox"/>	
6.04	Are construction works restricted to works area which are clearly defined?	<input type="checkbox"/>	<input checked="" type="checkbox"/>	<input type="checkbox"/>	
7.00	Overall				
7.01	Is the EM&A properly implemented in general?	<input type="checkbox"/>	<input checked="" type="checkbox"/>	<input type="checkbox"/>	


Contract No.: 13/WSD/16 Mainlaying in Tseung Kwan O

Remark / Observation(s) / Recommendation and Non-compliance(s) of Weekly Site Inspection:


Observation =
 ① Rock breaker^{head} should be placed on tarpaulin sheet. (~~Det~~ ^{shek} ~~Shing~~ ^{Kok} ~~Rok~~ ^{Read})

Signatures:


ET
Representative


(Name: Alex Leung)


Contractor's
Representative


(Name: Calvin Chik)

WSD's
Representative


(Name: Calvin Chik)

IEC's
Representative


(Name: Alex Chow)

Contract No.: 13/WSD/16 Mainlaying in Tseung Kwan O

WEEKLY ENVIRONMENTAL INSPECTION CHECKLIST

Inspection Date: 28/12/2023 Inspected by: ET: Alex Leung WSD: S.W.-Chan
 Contractor: Ken Ma IEC: /
 Inspection Time: 9:30 am

Weather							
Condition	<input checked="" type="checkbox"/> Sunny	<input type="checkbox"/> Fine	<input type="checkbox"/> Overcast	<input type="checkbox"/> Drizzle	<input type="checkbox"/> Rain	<input type="checkbox"/> Storm	<input type="checkbox"/> Hazy
Temperature	<u>21</u> °C	Humidity	<input checked="" type="checkbox"/> High	<input checked="" type="checkbox"/> Moderate	<input type="checkbox"/> Low		
Wind	<input checked="" type="checkbox"/> Calm	<input type="checkbox"/> Light	<input type="checkbox"/> Breeze	<input type="checkbox"/> Strong			

		N/A	Yes	No	Remarks
0.00	General				
0.01	Is the current Environmental Permit displayed conspicuously at all vehicle site entrances/exits for public's information at any time?	<input type="checkbox"/>	<input checked="" type="checkbox"/>	<input type="checkbox"/>	
1.00	Construction Dust				
1.01	Are dusty materials, such as excavated materials, building debris and construction materials, and exposed earth surface properly covered to prevent dust emission?	<input type="checkbox"/>	<input checked="" type="checkbox"/>	<input type="checkbox"/>	
1.02	Are screenings, enclosures, water spraying, or vacuum cleaning devices provided to dusty construction works for dust suppression?	<input checked="" type="checkbox"/>	<input type="checkbox"/>	<input type="checkbox"/>	
1.03	Are fumes or smoke emitting plants or construction activities shielded by a screen?	<input checked="" type="checkbox"/>	<input type="checkbox"/>	<input type="checkbox"/>	
1.04	Are wheel-washing facilities with high-pressure water jets provided at all sites exits?	<input checked="" type="checkbox"/>	<input type="checkbox"/>	<input type="checkbox"/>	
1.05	Is wheel-washing provided to all vehicles leaving the site?	<input checked="" type="checkbox"/>	<input type="checkbox"/>	<input type="checkbox"/>	
1.06	Are road section near the site exit free from dusty material?	<input type="checkbox"/>	<input checked="" type="checkbox"/>	<input type="checkbox"/>	
1.07	Are all main haul roads inside the site paved or sprayed with water to minimize dust emission during vehicle movement?	<input checked="" type="checkbox"/>	<input type="checkbox"/>	<input type="checkbox"/>	
1.08	Are water spraying provided immediately prior to any loading or transfer of dusty materials?	<input checked="" type="checkbox"/>	<input type="checkbox"/>	<input type="checkbox"/>	
1.09	Are covers provided to all dump trucks carrying dusty materials when entering and leaving the site?	<input checked="" type="checkbox"/>	<input type="checkbox"/>	<input type="checkbox"/>	
1.10	Are the working areas for uprooting of trees, shrubs, or vegetation or the removal of boulders, poles, pillars sprayed with water to maintain the entire surface wet?	<input type="checkbox"/>	<input checked="" type="checkbox"/>	<input type="checkbox"/>	
1.11	Is exposed earth properly treated within six months after the last construction activity on site?	<input type="checkbox"/>	<input checked="" type="checkbox"/>	<input type="checkbox"/>	
1.12	Does the operation of plants on site free from dark smoke emission?	<input type="checkbox"/>	<input checked="" type="checkbox"/>	<input type="checkbox"/>	
1.13	Are vehicles travelling at speed not exceeding 15km/hr within the site?	<input checked="" type="checkbox"/>	<input type="checkbox"/>	<input type="checkbox"/>	
1.14	Are stock of more than 20 bags of cement or day PFA covered or sheltered on top and 3 sides?	<input type="checkbox"/>	<input checked="" type="checkbox"/>	<input type="checkbox"/>	
1.15	Are de-bagging, batching and mixing processes of bagged cement carried out in sheltered areas?	<input checked="" type="checkbox"/>	<input type="checkbox"/>	<input type="checkbox"/>	
1.16	Are hoardings of at least 2.4m high provided along the site boundary adjoining areas accessible by the public?	<input checked="" type="checkbox"/>	<input type="checkbox"/>	<input type="checkbox"/>	
1.17	Is open burning prohibited?	<input type="checkbox"/>	<input checked="" type="checkbox"/>	<input type="checkbox"/>	

Contract No.: 13/WSD/16 Mainlaying in Tseung Kwan O

		N/A	Yes	No	Remarks
2.00	Construction Noise (Airborne)				
2.01	Are quiet plants adopted on site?	<input type="checkbox"/>	<input checked="" type="checkbox"/>	<input type="checkbox"/>	
2.02	Are the PMEs operating on site well-maintained to minimize the generation of excessive noise?	<input type="checkbox"/>	<input checked="" type="checkbox"/>	<input type="checkbox"/>	
2.03	Are plants throttled down or turned off when not in use?	<input type="checkbox"/>	<input checked="" type="checkbox"/>	<input type="checkbox"/>	
2.04	Are the plants known to emit noise strongly in one direction oriented to face away from NSRs?	<input checked="" type="checkbox"/>	<input type="checkbox"/>	<input type="checkbox"/>	
2.05	Are moveable barriers provided to screen NSRs from plant or noisy operations?	<input checked="" type="checkbox"/>	<input type="checkbox"/>	<input type="checkbox"/>	
2.06	Are silencers, mufflers and enclosures provided to plants?	<input checked="" type="checkbox"/>	<input type="checkbox"/>	<input type="checkbox"/>	
2.07	Are the hoods, cover panels and inspection hatches of PMEs closed during operation?	<input type="checkbox"/>	<input checked="" type="checkbox"/>	<input type="checkbox"/>	
2.08	Are purposely-built site hoarding construction with appropriate materials provided along the site boundary?	<input checked="" type="checkbox"/>	<input type="checkbox"/>	<input type="checkbox"/>	
2.09	Are noisy operation properly scheduled to minimize exposure and cumulative impacts to nearby sensitive receivers?	<input checked="" type="checkbox"/>	<input type="checkbox"/>	<input type="checkbox"/>	
2.10	Are valid noise emission label(s) affixed to all hand-held breakers operating on site?	<input checked="" type="checkbox"/>	<input type="checkbox"/>	<input type="checkbox"/>	
2.11	Are valid noise emission label(s) affixed to all air compressors operating on site?	<input checked="" type="checkbox"/>	<input type="checkbox"/>	<input type="checkbox"/>	
2.12	Are all construction noise permit(s) applied for percussive piling work?	<input checked="" type="checkbox"/>	<input type="checkbox"/>	<input type="checkbox"/>	
2.13	Are construction noise permit(s) applied for general construction works during restricted hours?	<input type="checkbox"/>	<input checked="" type="checkbox"/>	<input type="checkbox"/>	
2.14	Are valid construction noise permit(s) displayed at all vehicular exits?	<input type="checkbox"/>	<input checked="" type="checkbox"/>	<input type="checkbox"/>	
3.00	Water Quality				
3.01	Is effluent discharge license obtained for wastewater discharge from site?	<input type="checkbox"/>	<input checked="" type="checkbox"/>	<input type="checkbox"/>	
3.02	Is effluent discharged according to the effluent discharge license?	<input type="checkbox"/>	<input checked="" type="checkbox"/>	<input type="checkbox"/>	
3.03	Is wastewater discharge from site properly treated prior to discharge?	<input type="checkbox"/>	<input checked="" type="checkbox"/>	<input type="checkbox"/>	
3.04	Are perimeter channels provided to intercept storm runoff from outside the site?	<input checked="" type="checkbox"/>	<input type="checkbox"/>	<input type="checkbox"/>	
3.05	Are sand/silt removal facilities such as sand/silt traps and sediment basins provided to remove sand/silt particles from runoff?	<input checked="" type="checkbox"/>	<input checked="" type="checkbox"/>	<input type="checkbox"/>	
3.06	Is surface runoff diverted to sedimentation facilities?	<input type="checkbox"/>	<input checked="" type="checkbox"/>	<input type="checkbox"/>	
3.07	Is the drainage system properly maintained?	<input type="checkbox"/>	<input checked="" type="checkbox"/>	<input type="checkbox"/>	
3.08	Are construction works carefully programmed to minimize soil excavation works during rainy seasons?	<input checked="" type="checkbox"/>	<input type="checkbox"/>	<input type="checkbox"/>	
3.09	Are exposed soil surface protected by paving as soon as possible to reduce the potential of soil erosion?	<input checked="" type="checkbox"/>	<input type="checkbox"/>	<input type="checkbox"/>	
3.10	Are temporary access roads protected by crushed gravel?	<input checked="" type="checkbox"/>	<input type="checkbox"/>	<input type="checkbox"/>	
3.11	Is trench excavation avoided in the wet season as far as practicable, or if necessary, backfilled in short sections after excavation?	<input checked="" type="checkbox"/>	<input type="checkbox"/>	<input type="checkbox"/>	

Contract No.: 13/WSD/16 Mainlaying in Tseung Kwan O

		N/A	Yes	No	Remarks
3.12	Are exposed slope surface properly protected?	<input checked="" type="checkbox"/>	<input type="checkbox"/>	<input type="checkbox"/>	
3.13	Are open stockpiles of construction materials on site covered by tarpaulin or similar fabric during construction?	<input type="checkbox"/>	<input checked="" type="checkbox"/>	<input type="checkbox"/>	
3.14	Is runoff from wheel-washing facilities avoided?	<input checked="" type="checkbox"/>	<input type="checkbox"/>	<input type="checkbox"/>	
3.15	Is oil leakage or spillage prevented?	<input type="checkbox"/>	<input checked="" type="checkbox"/>	<input type="checkbox"/>	
3.16	Are there any measures to prevent the release of oil and grease into the storm drainage system?	<input type="checkbox"/>	<input checked="" type="checkbox"/>	<input type="checkbox"/>	
3.17	Are the oil interceptors/ grease traps properly maintained?	<input type="checkbox"/>	<input checked="" type="checkbox"/>	<input type="checkbox"/>	
3.18	Are debris and rubbish generated on site collected, handled and disposed of properly to avoid them entering the streams?	<input checked="" type="checkbox"/>	<input type="checkbox"/>	<input type="checkbox"/>	
3.19	Are all fuel tanks and storage areas provided with locks and be sited on sealed areas, within bunds of capacity equal to 110% of the storage capacity of the largest tank?	<input type="checkbox"/>	<input checked="" type="checkbox"/>	<input type="checkbox"/>	
3.20	Are tanks, containers, storage area bunded and the locations locked as far as possible from the sensitive watercourse and stormwater drains?	<input type="checkbox"/>	<input checked="" type="checkbox"/>	<input type="checkbox"/>	
3.21	Are sufficient chemical toilets provided on site to handle sewage from construction work force?	<input type="checkbox"/>	<input checked="" type="checkbox"/>	<input type="checkbox"/>	
3.22	Are sewage disposal and toilet maintenance of the portable chemical toilets provided by the licensed contractors?	<input type="checkbox"/>	<input checked="" type="checkbox"/>	<input type="checkbox"/>	
3.23	Is concrete washing water properly collected and treated prior to discharge?	<input checked="" type="checkbox"/>	<input type="checkbox"/>	<input type="checkbox"/>	
4.00	Waste Management				
4.01	Is a trip-ticket system implemented to monitor the disposal of C&D and solid wastes at public filling facilities and landfills?	<input type="checkbox"/>	<input checked="" type="checkbox"/>	<input type="checkbox"/>	
4.02	Is a recording system implemented to record the amount of wastes generated, recycled and disposed of?	<input type="checkbox"/>	<input checked="" type="checkbox"/>	<input type="checkbox"/>	
4.03	Is chemical waste separated from other waste and collected by a licensed chemical waste collector?	<input checked="" type="checkbox"/>	<input type="checkbox"/>	<input type="checkbox"/>	
4.04	Are trip tickets for chemical waste disposal available for inspection?	<input checked="" type="checkbox"/>	<input type="checkbox"/>	<input type="checkbox"/>	
4.05	Is chemical waste reused and recycled on site as far as practicable?	<input checked="" type="checkbox"/>	<input type="checkbox"/>	<input type="checkbox"/>	
4.06	Are all containers for chemical waste properly labelled?	<input checked="" type="checkbox"/>	<input type="checkbox"/>	<input type="checkbox"/>	
4.07	Is drip tray provided for chemical storage?	<input type="checkbox"/>	<input checked="" type="checkbox"/>	<input type="checkbox"/>	
4.08	Is chemical waste storage area used solely for storage of chemical waste and properly labelled?	<input type="checkbox"/>	<input checked="" type="checkbox"/>	<input type="checkbox"/>	
4.09	Are incompatible chemical wastes stored in different areas?	<input checked="" type="checkbox"/>	<input type="checkbox"/>	<input type="checkbox"/>	
4.10	Is the chemical waste storage area enclosed on at least 3 sides and adequately ventilated?	<input type="checkbox"/>	<input checked="" type="checkbox"/>	<input type="checkbox"/>	
4.11	Is an impermeable floor and bunding, of capacity to accommodate 110% of the volume of the largest container or of 20% by volume of the chemical waste stored in that area, whichever is the greatest, provide?	<input type="checkbox"/>	<input checked="" type="checkbox"/>	<input type="checkbox"/>	
4.12	Is a routine cleaning and maintenance programme implemented for drainage systems, sump pits, and oil interceptors?	<input type="checkbox"/>	<input checked="" type="checkbox"/>	<input type="checkbox"/>	

Contract No.: 13/WSD/16 Mainlaying in Tseung Kwan O

		N/A	Yes	No	Remarks
4.13	Are sufficient general refuse disposal/collection points provided on site?	<input type="checkbox"/>	<input checked="" type="checkbox"/>	<input type="checkbox"/>	
4.14	Is general refuse disposed of properly and regularly?	<input type="checkbox"/>	<input checked="" type="checkbox"/>	<input type="checkbox"/>	
4.15	Are appropriate measures adopted to minimize windblown litter and dust during transportation of waste?	<input type="checkbox"/>	<input checked="" type="checkbox"/>	<input type="checkbox"/>	
4.16	Are individual collectors for aluminum cans, plastic bottles and packaging material and office paper provided to encourage waste segregation?	<input type="checkbox"/>	<input checked="" type="checkbox"/>	<input type="checkbox"/>	
4.17	Are C&D wastes sorted on site?	<input type="checkbox"/>	<input checked="" type="checkbox"/>	<input type="checkbox"/>	
4.18	Are C&D waste disposed of properly?	<input type="checkbox"/>	<input checked="" type="checkbox"/>	<input type="checkbox"/>	
4.19	Are unused C&D materials or chemicals recycled or reused to reduce the quantity of waste?	<input type="checkbox"/>	<input checked="" type="checkbox"/>	<input type="checkbox"/>	
4.20	Are public fill and C&D waste reuse on site as far as practicable to avoid disposal off-site?	<input type="checkbox"/>	<input checked="" type="checkbox"/>	<input type="checkbox"/>	
4.21	Are the construction materials stored properly to minimize the potential for damage or contamination?	<input type="checkbox"/>	<input checked="" type="checkbox"/>	<input type="checkbox"/>	
4.22	Is a dumping license obtained to deliver public fill to public filling areas?	<input type="checkbox"/>	<input checked="" type="checkbox"/>	<input type="checkbox"/>	
5.00	Landscape and Visual				
5.01	Are Is site hoarding provided?	<input checked="" type="checkbox"/>	<input type="checkbox"/>	<input type="checkbox"/>	
5.02	Are vegetation disturbance minimized or soil protected to reduce potential soil erosion?	<input type="checkbox"/>	<input checked="" type="checkbox"/>	<input type="checkbox"/>	
5.03	Is construction light oriented away from the sensitive receivers?	<input checked="" type="checkbox"/>	<input type="checkbox"/>	<input type="checkbox"/>	
5.04	Is grass hydroseeding provided to slopes as soon as the completion of works?	<input type="checkbox"/>	<input checked="" type="checkbox"/>	<input type="checkbox"/>	
5.05	Are damages to trees outside site boundary due construction works avoided?	<input type="checkbox"/>	<input checked="" type="checkbox"/>	<input type="checkbox"/>	
5.06	Are excavation works carried out manually instead of machinery operation within 2.5m vicinity of any preserved trees?	<input checked="" type="checkbox"/>	<input type="checkbox"/>	<input type="checkbox"/>	
5.07	Are the retained and transplanted tree(s) properly protected and in good conditions?	<input type="checkbox"/>	<input checked="" type="checkbox"/>	<input type="checkbox"/>	
5.08	Are surgery works carried out for damaged trees?	<input checked="" type="checkbox"/>	<input type="checkbox"/>	<input type="checkbox"/>	
6.00	Ecology				
6.01	Is site runoff properly treated to prevent any silty runoff?	<input type="checkbox"/>	<input checked="" type="checkbox"/>	<input type="checkbox"/>	
6.02	Are silt trap installed and well-maintained?	<input checked="" type="checkbox"/>	<input type="checkbox"/>	<input type="checkbox"/>	
6.03	Are stockpiles properly covered to avoid generating silty runoff?	<input type="checkbox"/>	<input checked="" type="checkbox"/>	<input type="checkbox"/>	
6.04	Are construction works restricted to works area which are clearly defined?	<input type="checkbox"/>	<input checked="" type="checkbox"/>	<input type="checkbox"/>	
7.00	Overall				
7.01	Is the EM&A properly implemented in general?	<input type="checkbox"/>	<input checked="" type="checkbox"/>	<input type="checkbox"/>	

Contract No.: 13/WSD/16 Mainlaying in Tseung Kwan O

Remark / Observation(s) / Recommendation and Non-compliance(s) of Weekly Site Inspection:

Observation:-

NIL

Reminder:-

- ① Contractor was reminded ~~to~~ to store the chemical container properly.

Signatures:

ET
Representative

Contractor's
Representative

WSD's
Representative

IEC's
Representative









(Name: Alex Leung)

(Name: Ken Ma)

(Name: W.S. Chan)

(Name: /)