

# Appendix L

## Site Inspection Proforma

Contract No.: 13/WSD/16 Mainlaying in Tseung Kwan O

**WEEKLY ENVIRONMENTAL INSPECTION CHECKLIST**

Inspection Date: 5/5/2023

Inspected by:

ET: Howard Chan

WSD: Mr. R. F. Tsang

Inspection Time: 09:30 - 10:30

Contractor: Mr. Ken Ma

IEC: \_\_\_\_\_

<b>Weather</b>	
Condition	<input type="checkbox"/> Sunny <input checked="" type="checkbox"/> Fine <input type="checkbox"/> Overcast <input type="checkbox"/> Drizzle <input type="checkbox"/> Rain <input type="checkbox"/> Storm <input type="checkbox"/> Hazy
Temperature	<input type="checkbox"/> 28°C         Humidity <input type="checkbox"/> High <input checked="" type="checkbox"/> Moderate <input type="checkbox"/> Low
Wind	<input type="checkbox"/> Calm <input checked="" type="checkbox"/> Light <input type="checkbox"/> Breeze <input type="checkbox"/> Strong

		N/A	Yes	No	Photo/Remarks
0.00	<b>General</b>				
0.01	Is the current Environmental Permit displayed conspicuously at all vehicle site entrances/exits for public's information at any time?	<input type="checkbox"/>	<input checked="" type="checkbox"/>	<input type="checkbox"/>	
0.02	Is ET Leader's log-book kept readily available for inspections?	<input type="checkbox"/>	<input checked="" type="checkbox"/>	<input type="checkbox"/>	
1.00	<b>Construction Dust</b>				
1.01	Are dusty materials, such as excavated materials, building debris and construction materials, and exposed earth surface properly covered to prevent dust emission?	<input checked="" type="checkbox"/>	<input type="checkbox"/>	<input type="checkbox"/>	
1.02	Are screenings, enclosures, water spraying or vacuum cleaning devices provided to dusty construction works for dust suppression?	<input checked="" type="checkbox"/>	<input type="checkbox"/>	<input type="checkbox"/>	
1.03	Are fumes or smoke emitting plants or construction activities shielded by a screen?	<input checked="" type="checkbox"/>	<input type="checkbox"/>	<input type="checkbox"/>	
1.04	Are wheel-washing facilities with high-pressure water jets provided at all site exits?	<input checked="" type="checkbox"/>	<input type="checkbox"/>	<input type="checkbox"/>	
1.05	Is wheel-washing provided to all vehicles leaving the site?	<input checked="" type="checkbox"/>	<input type="checkbox"/>	<input type="checkbox"/>	
1.06	Are road section near the site exit free from dusty material?	<input type="checkbox"/>	<input checked="" type="checkbox"/>	<input type="checkbox"/>	
1.07	Are all main haul roads inside the site paved or sprayed with water to minimize dust emission during vehicle movement?	<input checked="" type="checkbox"/>	<input type="checkbox"/>	<input type="checkbox"/>	
1.08	Are water spraying provided immediately prior to any loading or transfer of dusty materials?	<input checked="" type="checkbox"/>	<input type="checkbox"/>	<input type="checkbox"/>	
1.09	Are covers provided to all dump trucks carrying dusty materials when entering and leaving the site?	<input checked="" type="checkbox"/>	<input type="checkbox"/>	<input type="checkbox"/>	
1.10	Are the working areas for uprooting of trees, shrubs, or vegetation or the removal of boulders, poles, pillars sprayed with water to maintain the entire surface wet?	<input checked="" type="checkbox"/>	<input type="checkbox"/>	<input type="checkbox"/>	
1.11	Is exposed earth properly treated within six months after the last construction activity on site?	<input type="checkbox"/>	<input checked="" type="checkbox"/>	<input type="checkbox"/>	
1.12	Does the operation of plants on site free form dark smoke emission?	<input type="checkbox"/>	<input checked="" type="checkbox"/>	<input type="checkbox"/>	
1.13	Are vehicles travelling at speed not exceeding 15km/hr within the site?	<input checked="" type="checkbox"/>	<input type="checkbox"/>	<input type="checkbox"/>	
1.14	Are stock of more than 20 bags of cement or day PFA covered or sheltered on top and 3 sides?	<input checked="" type="checkbox"/>	<input type="checkbox"/>	<input type="checkbox"/>	

**Contract No.: 13/WSD/16 Mainlaying in Tseung Kwan O**

		N/A	Yes	No	Photo/Remarks
1.15	Are de-bagging, batching and mixing processes of bagged cement carried out in sheltered areas?	<input checked="" type="checkbox"/>	<input type="checkbox"/>	<input type="checkbox"/>	
1.16	Are hoarding of at least 2.4m high provided along the site boundary adjoining areas accessible by the public?	<input checked="" type="checkbox"/>	<input type="checkbox"/>	<input type="checkbox"/>	
1.17	Is open burning prohibited?	<input type="checkbox"/>	<input checked="" type="checkbox"/>	<input type="checkbox"/>	
<b>2.00</b>	<b>Construction Noise (Airborne)</b>				
2.01	Are quiet plants adopted on site?	<input type="checkbox"/>	<input checked="" type="checkbox"/>	<input type="checkbox"/>	
2.02	Are the PMEs operating on site well-maintained to minimize the generation of excessive noise?	<input checked="" type="checkbox"/>	<input type="checkbox"/>	<input type="checkbox"/>	
2.03	Are plants throttled down or turned off when not in use?	<input checked="" type="checkbox"/>	<input type="checkbox"/>	<input type="checkbox"/>	
2.04	Are the plants known to emit noise strongly in one direction oriented to face away from NSRs?	<input checked="" type="checkbox"/>	<input type="checkbox"/>	<input type="checkbox"/>	
2.05	Are moveable barriers provided to screen NSRs from plant or noisy operations?	<input checked="" type="checkbox"/>	<input type="checkbox"/>	<input type="checkbox"/>	
2.06	Are silencers, mufflers and enclosures provided to plants?	<input checked="" type="checkbox"/>	<input type="checkbox"/>	<input type="checkbox"/>	
2.07	Are the hoods, cover panels and inspection hatches of PMEs closed during operation?	<input type="checkbox"/>	<input checked="" type="checkbox"/>	<input type="checkbox"/>	
2.08	Are purposely-built site hoarding construction with appropriate materials provided along the site boundary?	<input checked="" type="checkbox"/>	<input type="checkbox"/>	<input type="checkbox"/>	
2.09	Are noisy operation properly scheduled to minimize exposure and cumulative impacts to nearby sensitive receivers?	<input checked="" type="checkbox"/>	<input type="checkbox"/>	<input type="checkbox"/>	
2.10	Are valid noise emission label(s) affixed to all hand-held breakers operating on site?	<input checked="" type="checkbox"/>	<input type="checkbox"/>	<input type="checkbox"/>	
2.11	Are valid noise emission label(s) affixed to all air compressors operating on site?	<input checked="" type="checkbox"/>	<input type="checkbox"/>	<input type="checkbox"/>	
2.12	Are all construction noise permit(s) applied for percussive piling work?	<input checked="" type="checkbox"/>	<input type="checkbox"/>	<input type="checkbox"/>	
2.13	Are construction noise permit(s) applied for general construction works during restricted hours?	<input type="checkbox"/>	<input checked="" type="checkbox"/>	<input type="checkbox"/>	
2.14	Are valid construction noise permit(s) displayed at all vehicular exits?	<input type="checkbox"/>	<input checked="" type="checkbox"/>	<input type="checkbox"/>	
<b>3.00</b>	<b>Water Quality</b>				
3.01	Is effluent discharge license obtained for wastewater discharge from site?	<input type="checkbox"/>	<input checked="" type="checkbox"/>	<input type="checkbox"/>	
3.02	Is effluent discharged according to the effluent discharge license?	<input type="checkbox"/>	<input type="checkbox"/>	<input checked="" type="checkbox"/>	0.01, 0.02
3.03	Is wastewater discharge from site properly treated prior to discharge?	<input type="checkbox"/>	<input type="checkbox"/>	<input checked="" type="checkbox"/>	0.01
3.04	Are perimeter channels provided to intercept storm runoff from outside the site?	<input checked="" type="checkbox"/>	<input type="checkbox"/>	<input type="checkbox"/>	
3.05	Are sand/silt removal facilities such as sand/silt traps and sediment basins provided to remove sand/silt particles from runoff?	<input type="checkbox"/>	<input type="checkbox"/>	<input checked="" type="checkbox"/>	0.02
3.06	Is surface runoff diverted to sedimentation facilities?	<input checked="" type="checkbox"/>	<input type="checkbox"/>	<input type="checkbox"/>	



**Contract No.: 13/WSD/16 Mainlaying in Tseung Kwan O**

		N/A	Yes	No	Photo/Remarks
3.07	Is the drainage system properly maintained?	<input type="checkbox"/>	<input checked="" type="checkbox"/>	<input type="checkbox"/>	
3.08	Are construction works carefully programmed to minimize soil excavation works during rainy seasons?	<input checked="" type="checkbox"/>	<input type="checkbox"/>	<input type="checkbox"/>	
3.09	Are exposed soil surface protected by paving as soon as possible to reduce the potential of soil erosion?	<input type="checkbox"/>	<input checked="" type="checkbox"/>	<input type="checkbox"/>	
3.10	Are temporary access roads protected by crushed gravel?	<input checked="" type="checkbox"/>	<input type="checkbox"/>	<input type="checkbox"/>	
3.11	Are exposed slope surface properly protected?	<input type="checkbox"/>	<input checked="" type="checkbox"/>	<input type="checkbox"/>	
3.12	Is trench excavation avoided in the wet season as far as practicable, or if necessary, backfilled in short sections after excavation?	<input checked="" type="checkbox"/>	<input type="checkbox"/>	<input type="checkbox"/>	
3.13	Are open stockpiles of construction materials on site covered by tarpaulin or similar fabric during construction?	<input type="checkbox"/>	<input checked="" type="checkbox"/>	<input type="checkbox"/>	
3.14	Is runoff from wheel-washing facilities avoided?	<input checked="" type="checkbox"/>	<input type="checkbox"/>	<input type="checkbox"/>	
3.15	Is oil leakage or spillage prevented?	<input type="checkbox"/>	<input checked="" type="checkbox"/>	<input type="checkbox"/>	
3.16	Are there any measures to prevent the release of oil and grease into the storm drainage system?	<input type="checkbox"/>	<input checked="" type="checkbox"/>	<input type="checkbox"/>	
3.17	Are the oil interceptors/ grease traps properly maintained?	<input checked="" type="checkbox"/>	<input type="checkbox"/>	<input type="checkbox"/>	
3.18	Are debris and rubbish generated on site collected, handled and disposed of properly to avoid them entering the streams?	<input type="checkbox"/>	<input checked="" type="checkbox"/>	<input type="checkbox"/>	
3.19	Are all fuel tanks and storage areas provided with locks and be sited on sealed areas, within bunds of capacity equal to 110% of the storage capacity of the largest tank?	<input type="checkbox"/>	<input checked="" type="checkbox"/>	<input type="checkbox"/>	
3.20	Are tanks, containers, storage area bunded and the locations locked as far as possible from the sensitive watercourse and stormwater drains?	<input type="checkbox"/>	<input checked="" type="checkbox"/>	<input type="checkbox"/>	
3.21	Are sufficient chemical toilets provided on site to handle sewage from construction work force?	<input type="checkbox"/>	<input checked="" type="checkbox"/>	<input type="checkbox"/>	
3.22	Are sewage disposal and toilet maintenance of the portable chemical toilets provided by the licensed contractors?	<input type="checkbox"/>	<input checked="" type="checkbox"/>	<input type="checkbox"/>	
3.23	Is concrete washing water properly collected and treated prior to discharge?	<input checked="" type="checkbox"/>	<input type="checkbox"/>	<input type="checkbox"/>	
<b>4.00</b>	<b>Waste Management</b>				
4.01	Is a trip-ticket system implemented to monitor the disposal of C&D and solid wastes at public filling facilities and landfills?	<input type="checkbox"/>	<input checked="" type="checkbox"/>	<input type="checkbox"/>	
4.02	Is a recording system implemented to record the amount of wastes generated, recycled and disposed of?	<input type="checkbox"/>	<input checked="" type="checkbox"/>	<input type="checkbox"/>	
4.03	Is chemical waste separated from other waste and collected by a licensed chemical waste collector?	<input checked="" type="checkbox"/>	<input type="checkbox"/>	<input type="checkbox"/>	
4.04	Are trip tickets for chemical waste disposal available for inspection?	<input checked="" type="checkbox"/>	<input type="checkbox"/>	<input type="checkbox"/>	
4.05	Is chemical waste reused and recycled on site as far as practicable?	<input checked="" type="checkbox"/>	<input type="checkbox"/>	<input type="checkbox"/>	

**Contract No.: 13/WSD/16 Mainlaying in Tseung Kwan O**

		N/A	Yes	No	Photo/Remarks
4.06	Are all containers for chemical waste properly labelled?	<input type="checkbox"/>	<input checked="" type="checkbox"/>	<input type="checkbox"/>	
4.07	Is drip tray provided for chemical storage?	<input type="checkbox"/>	<input checked="" type="checkbox"/>	<input type="checkbox"/>	
4.08	Is chemical waste storage area used solely for storage of chemical waste and properly labelled?	<input type="checkbox"/>	<input checked="" type="checkbox"/>	<input type="checkbox"/>	
4.09	Are incompatible chemical wastes stored in different areas?	<input checked="" type="checkbox"/>	<input type="checkbox"/>	<input type="checkbox"/>	
4.10	Is the chemical waste storage area enclosed on at least 3 sides and adequately ventilated?	<input type="checkbox"/>	<input checked="" type="checkbox"/>	<input type="checkbox"/>	
4.11	Is an impermeable floor and bunding, of capacity to accommodate 110% of the volume of the largest container or of 20% by volume of the chemical waste stored in that area, whichever is the greatest, provide?	<input type="checkbox"/>	<input checked="" type="checkbox"/>	<input type="checkbox"/>	
4.12	Are a routine cleaning and maintenance programme implemented for drainage systems, sump pits, and oil interceptors?	<input type="checkbox"/>	<input checked="" type="checkbox"/>	<input type="checkbox"/>	
4.13	Are sufficient general refuse disposal/collection points provided on site?	<input type="checkbox"/>	<input checked="" type="checkbox"/>	<input type="checkbox"/>	
4.14	Is general refuse disposed of properly and regularly?	<input type="checkbox"/>	<input checked="" type="checkbox"/>	<input type="checkbox"/>	
4.15	Are appropriate measures adopted to minimize windblown litter and dust during transportation of waste?	<input type="checkbox"/>	<input checked="" type="checkbox"/>	<input type="checkbox"/>	
4.16	Are individual collectors for aluminum cans, plastic bottles and packaging material and office paper provided to encourage waste segregation?	<input type="checkbox"/>	<input checked="" type="checkbox"/>	<input type="checkbox"/>	
4.17	Are C&D wastes sorted on site?	<input type="checkbox"/>	<input checked="" type="checkbox"/>	<input type="checkbox"/>	
4.18	Are C&D waste disposed of properly?	<input type="checkbox"/>	<input checked="" type="checkbox"/>	<input type="checkbox"/>	
4.19	Are unused C&D materials or chemicals recycled or reused to reduce the quantity of waste?	<input type="checkbox"/>	<input checked="" type="checkbox"/>	<input type="checkbox"/>	
4.20	Are public fill and C&D waste reuse on site as far as practicable to avoid disposal off-site?	<input type="checkbox"/>	<input checked="" type="checkbox"/>	<input type="checkbox"/>	
4.21	Are the construction materials stored properly to minimize the potential for damage or contamination?	<input type="checkbox"/>	<input checked="" type="checkbox"/>	<input type="checkbox"/>	
4.22	Is a dumping license obtained to deliver public fill to public filling areas?	<input type="checkbox"/>	<input checked="" type="checkbox"/>	<input type="checkbox"/>	
<b>5.00</b>	<b>Landscape and Visual</b>	<input checked="" type="checkbox"/>	<input type="checkbox"/>	<input type="checkbox"/>	
5.01	Are Is site hoarding provided?	<input checked="" type="checkbox"/>	<input type="checkbox"/>	<input type="checkbox"/>	
5.02	Are vegetation disturbance minimized or soil protected to reduce potential soil erosion?	<input type="checkbox"/>	<input checked="" type="checkbox"/>	<input type="checkbox"/>	
5.03	Is construction light oriented away from the sensitive receivers?	<input checked="" type="checkbox"/>	<input type="checkbox"/>	<input type="checkbox"/>	
5.04	Is grass hydroseeding provided to slopes as soon as the completion of works?	<input checked="" type="checkbox"/>	<input type="checkbox"/>	<input type="checkbox"/>	



**Contract No.: 13/WSD/16 Mainlaying in Tseung Kwan O**

		N/A	Yes	No	Photo/Remarks
5.05	Are damages to trees outside site boundary due construction works avoided?	<input type="checkbox"/>	<input checked="" type="checkbox"/>	<input type="checkbox"/>	
5.06	Is excavation works carried out manually instead of machinery operation within 2.5m vicinity of any preserved trees?	<input checked="" type="checkbox"/>	<input type="checkbox"/>	<input type="checkbox"/>	
5.07	Are the retained and transplanted tree(s) properly protected and in good conditions?	<input type="checkbox"/>	<input checked="" type="checkbox"/>	<input type="checkbox"/>	
5.08	Are surgery works carried out for damaged trees?	<input checked="" type="checkbox"/>	<input type="checkbox"/>	<input type="checkbox"/>	
<b>6.00</b>	<b>Ecology</b>	<input type="checkbox"/>	<input checked="" type="checkbox"/>	<input type="checkbox"/>	
6.01	Is site runoff properly treated to prevent any silty runoff?	<input type="checkbox"/>	<input checked="" type="checkbox"/>	<input type="checkbox"/>	
6.02	Are silt trap installed and well-maintained?	<input checked="" type="checkbox"/>	<input type="checkbox"/>	<input type="checkbox"/>	
6.03	Are stockpiles properly covered to avoid generating silty runoff?	<input type="checkbox"/>	<input checked="" type="checkbox"/>	<input type="checkbox"/>	
6.04	Are construction works restricted to works area which are clearly defined?	<input type="checkbox"/>	<input checked="" type="checkbox"/>	<input type="checkbox"/>	
<b>7.00</b>	<b>Overall</b>	<input type="checkbox"/>	<input checked="" type="checkbox"/>	<input type="checkbox"/>	
7.01	Is the EM&A properly implemented in general?	<input type="checkbox"/>	<input checked="" type="checkbox"/>	<input type="checkbox"/>	

**Contract No.: 13/WSD/16 Mainlaying in Tseung Kwan O**

Remark / Follow up of Observation(s) and Non-compliance(s) of Last Weekly Site Inspection:

*observation*  
001: Wastewater discharge from site should be properly treated before discharge. (Shek Kok Road P.E D11)  
002: Sedimentation tank shall be cleaned on a regular basis (Shek Kok Road P.E D11)


**Signatures:**


ET  
Representative


Contractor's  
Representative


WSD's  
Representative

IEC's  
Representative

  
(Name: *Harold Chan*)

  
(Name: *Ken Ma*)

  
(Name: *Timothy Kwok*)

  
(Name: )

**Contract No.: 13/WSD/16 Mainlaying in Tseung Kwan O**

**WEEKLY ENVIRONMENTAL INSPECTION CHECKLIST**

Inspection Date: 9/5/2023

Inspected by:

ET: Grace Wong

WSD: Mr Tse Ka Chun

Inspection Time: 09:30 - 10:30

Contractor: Mr Kenta

IEC:

<b>Weather</b>	
Condition	<input type="checkbox"/> Sunny <input checked="" type="checkbox"/> Fine <input type="checkbox"/> Overcast <input type="checkbox"/> Drizzle <input type="checkbox"/> Rain <input type="checkbox"/> Storm <input type="checkbox"/> Hazy
Temperature	<input type="text"/> 26 °C         Humidity <input type="checkbox"/> High <input checked="" type="checkbox"/> Moderate <input type="checkbox"/> Low
Wind	<input type="checkbox"/> Calm <input checked="" type="checkbox"/> Light <input type="checkbox"/> Breeze <input type="checkbox"/> Strong

		N/A	Yes	No	Remarks
0.00	<b>General</b>				
0.01	Is the current Environmental Permit displayed conspicuously at all vehicle site entrances/exits for public's information at any time?	<input type="checkbox"/>	<input checked="" type="checkbox"/>	<input type="checkbox"/>	
1.00	<b>Construction Dust</b>				
1.01	Are dusty materials, such as excavated materials, building debris and construction materials, and exposed earth surface properly covered to prevent dust emission?	<input type="checkbox"/>	<input checked="" type="checkbox"/>	<input type="checkbox"/>	
1.02	Are screenings, enclosures, water spraying, or vacuum cleaning devices provided to dusty construction works for dust suppression?	<input checked="" type="checkbox"/>	<input type="checkbox"/>	<input type="checkbox"/>	
1.03	Are fumes or smoke emitting plants or construction activities shielded by a screen?	<input checked="" type="checkbox"/>	<input type="checkbox"/>	<input type="checkbox"/>	
1.04	Are wheel-washing facilities with high-pressure water jets provided at all sites exits?	<input checked="" type="checkbox"/>	<input type="checkbox"/>	<input type="checkbox"/>	
1.05	Is wheel-washing provided to all vehicles leaving the site?	<input checked="" type="checkbox"/>	<input type="checkbox"/>	<input type="checkbox"/>	
1.06	Are road section near the site exit free from dusty material?	<input type="checkbox"/>	<input checked="" type="checkbox"/>	<input type="checkbox"/>	
1.07	Are all main haul roads inside the site paved or sprayed with water to minimize dust emission during vehicle movement?	<input checked="" type="checkbox"/>	<input type="checkbox"/>	<input type="checkbox"/>	
1.08	Are water spraying provided immediately prior to any loading or transfer of dusty materials?	<input checked="" type="checkbox"/>	<input type="checkbox"/>	<input type="checkbox"/>	
1.09	Are covers provided to all dump trucks carrying dusty materials when entering and leaving the site?	<input type="checkbox"/>	<input checked="" type="checkbox"/>	<input type="checkbox"/>	
1.10	Are the working areas for uprooting of trees, shrubs, or vegetation or the removal of boulders, poles, pillars sprayed with water to maintain the entire surface wet?	<input checked="" type="checkbox"/>	<input type="checkbox"/>	<input type="checkbox"/>	
1.11	Is exposed earth properly treated within six months after the last construction activity on site?	<input type="checkbox"/>	<input checked="" type="checkbox"/>	<input type="checkbox"/>	
1.12	Does the operation of plants on site free form dark smoke emission?	<input type="checkbox"/>	<input checked="" type="checkbox"/>	<input type="checkbox"/>	
1.13	Are vehicles travelling at speed not exceeding 15km/hr within the site?	<input checked="" type="checkbox"/>	<input type="checkbox"/>	<input type="checkbox"/>	
1.14	Are stock of more than 20 bags of cement or day PFA covered or sheltered on top and 3 sides?	<input checked="" type="checkbox"/>	<input type="checkbox"/>	<input type="checkbox"/>	
1.15	Are de-bagging, batching and mixing processes of bagged cement carried out in sheltered areas?	<input checked="" type="checkbox"/>	<input type="checkbox"/>	<input type="checkbox"/>	
1.16	Are hoardings of at least 2.4m high provided along the site boundary adjoining areas accessible by the public?	<input checked="" type="checkbox"/>	<input type="checkbox"/>	<input type="checkbox"/>	
1.17	Is open burning prohibited?	<input type="checkbox"/>	<input checked="" type="checkbox"/>	<input type="checkbox"/>	



**Contract No.: 13/WSD/16 Mainlaying in Tseung Kwan O**

		N/A	Yes	No	Remarks
<b>2.00</b>	<b>Construction Noise (Airborne)</b>				
2.01	Are quiet plants adopted on site?	<input type="checkbox"/>	<input checked="" type="checkbox"/>	<input type="checkbox"/>	
2.02	Are the PME's operating on site well-maintained to minimize the generation of excessive noise?	<input type="checkbox"/>	<input checked="" type="checkbox"/>	<input type="checkbox"/>	
2.03	Are plants throttled down or turned off when not in use?	<input type="checkbox"/>	<input checked="" type="checkbox"/>	<input type="checkbox"/>	
2.04	Are the plants known to emit noise strongly in one direction oriented to face away from NSRs?	<input checked="" type="checkbox"/>	<input type="checkbox"/>	<input type="checkbox"/>	
2.05	Are moveable barriers provided to screen NSRs from plant or noisy operations?	<input checked="" type="checkbox"/>	<input type="checkbox"/>	<input type="checkbox"/>	
2.06	Are silencers, mufflers and enclosures provided to plants?	<input checked="" type="checkbox"/>	<input type="checkbox"/>	<input type="checkbox"/>	
2.07	Are the hoods, cover panels and inspection hatches of PME's closed during operation?	<input type="checkbox"/>	<input checked="" type="checkbox"/>	<input type="checkbox"/>	
2.08	Are purposely-built site hoarding construction with appropriate materials provided along the site boundary?	<input checked="" type="checkbox"/>	<input type="checkbox"/>	<input type="checkbox"/>	
2.09	Are noisy operation properly scheduled to minimize exposure and cumulative impacts to nearby sensitive receivers?	<input checked="" type="checkbox"/>	<input type="checkbox"/>	<input type="checkbox"/>	
2.10	Are valid noise emission label(s) affixed to all hand-held breakers operating on site?	<input checked="" type="checkbox"/>	<input type="checkbox"/>	<input type="checkbox"/>	
2.11	Are valid noise emission label(s) affixed to all air compressors operating on site?	<input checked="" type="checkbox"/>	<input type="checkbox"/>	<input type="checkbox"/>	
2.12	Are all construction noise permit(s) applied for percussive piling work?	<input checked="" type="checkbox"/>	<input type="checkbox"/>	<input type="checkbox"/>	
2.13	Are construction noise permit(s) applied for general construction works during restricted hours?	<input type="checkbox"/>	<input checked="" type="checkbox"/>	<input type="checkbox"/>	
2.14	Are valid construction noise permit(s) displayed at all vehicular exits?	<input type="checkbox"/>	<input checked="" type="checkbox"/>	<input type="checkbox"/>	
<b>3.00</b>	<b>Water Quality</b>				
3.01	Is effluent discharge license obtained for wastewater discharge from site?	<input type="checkbox"/>	<input checked="" type="checkbox"/>	<input type="checkbox"/>	
3.02	Is effluent discharged according to the effluent discharge license?	<input type="checkbox"/>	<input checked="" type="checkbox"/>	<input type="checkbox"/>	
3.03	Is wastewater discharge from site properly treated prior to discharge?	<input type="checkbox"/>	<input checked="" type="checkbox"/>	<input type="checkbox"/>	
3.04	Are perimeter channels provided to intercept storm runoff from outside the site?	<input checked="" type="checkbox"/>	<input type="checkbox"/>	<input type="checkbox"/>	
3.05	Are sand/silt removal facilities such as sand/silt traps and sediment basins provided to remove sand/silt particles from runoff?	<input type="checkbox"/>	<input checked="" type="checkbox"/>	<input type="checkbox"/>	
3.06	Is surface runoff diverted to sedimentation facilities?	<input checked="" type="checkbox"/>	<input type="checkbox"/>	<input type="checkbox"/>	
3.07	Is the drainage system properly maintained?	<input type="checkbox"/>	<input checked="" type="checkbox"/>	<input type="checkbox"/>	
3.08	Are construction works carefully programmed to minimize soil excavation works during rainy seasons?	<input checked="" type="checkbox"/>	<input type="checkbox"/>	<input type="checkbox"/>	
3.09	Are exposed soil surface protected by paving as soon as possible to reduce the potential of soil erosion?	<input checked="" type="checkbox"/>	<input type="checkbox"/>	<input type="checkbox"/>	
3.10	Are temporary access roads protected by crushed gravel?	<input checked="" type="checkbox"/>	<input type="checkbox"/>	<input type="checkbox"/>	
3.11	Is trench excavation avoided in the wet season as far as practicable, or if necessary, backfilled in short sections after excavation?	<input checked="" type="checkbox"/>	<input type="checkbox"/>	<input type="checkbox"/>	

**Contract No.: 13/WSD/16 Mainlaying in Tseung Kwan O**

		N/A	Yes	No	Remarks
3.12	Are exposed slope surface properly protected?	<input checked="" type="checkbox"/>	<input type="checkbox"/>	<input type="checkbox"/>	
3.13	Are open stockpiles of construction materials on site covered by tarpaulin or similar fabric during construction?	<input checked="" type="checkbox"/>	<input type="checkbox"/>	<input type="checkbox"/>	
3.14	Is runoff from wheel-washing facilities avoided?	<input checked="" type="checkbox"/>	<input type="checkbox"/>	<input type="checkbox"/>	
3.15	Is oil leakage or spillage prevented?	<input type="checkbox"/>	<input checked="" type="checkbox"/>	<input type="checkbox"/>	
3.16	Are there any measures to prevent the release of oil and grease into the storm drainage system?	<input type="checkbox"/>	<input checked="" type="checkbox"/>	<input type="checkbox"/>	
3.17	Are the oil interceptors/ grease traps properly maintained?	<input checked="" type="checkbox"/>	<input type="checkbox"/>	<input type="checkbox"/>	
3.18	Are debris and rubbish generated on site collected, handled and disposed of properly to avoid them entering the streams?	<input type="checkbox"/>	<input checked="" type="checkbox"/>	<input type="checkbox"/>	
3.19	Are all fuel tanks and storage areas provided with locks and be sited on sealed areas, within bunds of capacity equal to 110% of the storage capacity of the largest tank?	<input type="checkbox"/>	<input checked="" type="checkbox"/>	<input type="checkbox"/>	
3.20	Are tanks, containers, storage area bunded and the locations locked as far as possible from the sensitive watercourse and stormwater drains?	<input type="checkbox"/>	<input checked="" type="checkbox"/>	<input type="checkbox"/>	
3.21	Are sufficient chemical toilets provided on site to handle sewage from construction work force?	<input type="checkbox"/>	<input checked="" type="checkbox"/>	<input type="checkbox"/>	
3.22	Are sewage disposal and toilet maintenance of the portable chemical toilets provided by the licensed contractors?	<input type="checkbox"/>	<input checked="" type="checkbox"/>	<input type="checkbox"/>	
3.23	Is concrete washing water properly collected and treated prior to discharge?	<input checked="" type="checkbox"/>	<input type="checkbox"/>	<input type="checkbox"/>	
4.00	<b>Waste Management</b>				
4.01	Is a trip-ticket system implemented to monitor the disposal of C&D and solid wastes at public filling facilities and landfills?	<input type="checkbox"/>	<input checked="" type="checkbox"/>	<input type="checkbox"/>	
4.02	Is a recording system implemented to record the amount of wastes generated, recycled and disposed of?	<input type="checkbox"/>	<input checked="" type="checkbox"/>	<input type="checkbox"/>	
4.03	Is chemical waste separated from other waste and collected by a licensed chemical waste collector?	<input checked="" type="checkbox"/>	<input type="checkbox"/>	<input type="checkbox"/>	
4.04	Are trip tickets for chemical waste disposal available for inspection?	<input checked="" type="checkbox"/>	<input type="checkbox"/>	<input type="checkbox"/>	
4.05	Is chemical waste reused and recycled on site as far as practicable?	<input checked="" type="checkbox"/>	<input type="checkbox"/>	<input type="checkbox"/>	
4.06	Are all containers for chemical waste properly labelled?	<input type="checkbox"/>	<input checked="" type="checkbox"/>	<input type="checkbox"/>	
4.07	Is drip tray provided for chemical storage?	<input type="checkbox"/>	<input checked="" type="checkbox"/>	<input type="checkbox"/>	
4.08	Is chemical waste storage area used solely for storage of chemical waste and properly labelled?	<input type="checkbox"/>	<input checked="" type="checkbox"/>	<input type="checkbox"/>	
4.09	Are incompatible chemical wastes stored in different areas?	<input checked="" type="checkbox"/>	<input type="checkbox"/>	<input type="checkbox"/>	
4.10	Is the chemical waste storage area enclosed on at least 3 sides and adequately ventilated?	<input type="checkbox"/>	<input checked="" type="checkbox"/>	<input type="checkbox"/>	
4.11	Is an impermeable floor and bunding, of capacity to accommodate 110% of the volume of the largest container or of 20% by volume of the chemical waste stored in that area, whichever is the greatest, provide?	<input type="checkbox"/>	<input checked="" type="checkbox"/>	<input type="checkbox"/>	
4.12	Is a routine cleaning and maintenance programme implemented for drainage systems, sump pits, and oil interceptors?	<input type="checkbox"/>	<input checked="" type="checkbox"/>	<input type="checkbox"/>	



**Contract No.: 13/WSD/16 Mainlaying in Tseung Kwan O**

		N/A	Yes	No	Remarks
4.13	Are sufficient general refuse disposal/collection points provided on site?	<input type="checkbox"/>	<input checked="" type="checkbox"/>	<input type="checkbox"/>	
4.14	Is general refuse disposed of properly and regularly?	<input type="checkbox"/>	<input checked="" type="checkbox"/>	<input type="checkbox"/>	
4.15	Are appropriate measures adopted to minimize windblown litter and dust during transportation of waste?	<input type="checkbox"/>	<input checked="" type="checkbox"/>	<input type="checkbox"/>	
4.16	Are individual collectors for aluminum cans, plastic bottles and packaging material and office paper provided to encourage waste segregation?	<input type="checkbox"/>	<input checked="" type="checkbox"/>	<input type="checkbox"/>	
4.17	Are C&D wastes sorted on site?	<input type="checkbox"/>	<input checked="" type="checkbox"/>	<input type="checkbox"/>	
4.18	Are C&D waste disposed of properly?	<input type="checkbox"/>	<input checked="" type="checkbox"/>	<input type="checkbox"/>	
4.19	Are unused C&D materials or chemicals recycled or reused to reduce the quantity of waste?	<input type="checkbox"/>	<input checked="" type="checkbox"/>	<input type="checkbox"/>	
4.20	Are public fill and C&D waste reuse on site as far as practicable to avoid disposal off-site?	<input type="checkbox"/>	<input checked="" type="checkbox"/>	<input type="checkbox"/>	
4.21	Are the construction materials stored properly to minimize the potential for damage or contamination?	<input type="checkbox"/>	<input checked="" type="checkbox"/>	<input type="checkbox"/>	
4.22	Is a dumping license obtained to deliver public fill to public filling areas?	<input type="checkbox"/>	<input checked="" type="checkbox"/>	<input type="checkbox"/>	
<b>5.00</b>	<b>Landscape and Visual</b>				
5.01	Are Is site hoarding provided?	<input checked="" type="checkbox"/>	<input type="checkbox"/>	<input type="checkbox"/>	
5.02	Are vegetation disturbance minimized or soil protected to reduce potential soil erosion?	<input type="checkbox"/>	<input type="checkbox"/>	<input checked="" type="checkbox"/>	Ref
5.03	Is construction light oriented away from the sensitive receivers?	<input checked="" type="checkbox"/>	<input type="checkbox"/>	<input type="checkbox"/>	
5.04	Is grass hydroseeding provided to slopes as soon as the completion of works?	<input checked="" type="checkbox"/>	<input type="checkbox"/>	<input type="checkbox"/>	
5.05	Are damages to trees outside site boundary due construction works avoided?	<input type="checkbox"/>	<input checked="" type="checkbox"/>	<input type="checkbox"/>	Ref
5.06	Are excavation works carried out manually instead of machinery operation within 2.5m vicinity of any preserved trees?	<input checked="" type="checkbox"/>	<input type="checkbox"/>	<input type="checkbox"/>	
5.07	Are the retained and transplanted tree(s) properly protected and in good conditions?	<input type="checkbox"/>	<input type="checkbox"/>	<input checked="" type="checkbox"/>	Ref
5.08	Are surgery works carried out for damaged trees?	<input checked="" type="checkbox"/>	<input type="checkbox"/>	<input type="checkbox"/>	
<b>6.00</b>	<b>Ecology</b>				
6.01	Is site runoff properly treated to prevent any silty runoff?	<input type="checkbox"/>	<input checked="" type="checkbox"/>	<input type="checkbox"/>	
6.02	Are silt trap installed and well-maintained?	<input checked="" type="checkbox"/>	<input type="checkbox"/>	<input type="checkbox"/>	
6.03	Are stockpiles properly covered to avoid generating silty runoff?	<input checked="" type="checkbox"/>	<input type="checkbox"/>	<input type="checkbox"/>	
6.04	Are construction works restricted to works area which are clearly defined?	<input type="checkbox"/>	<input checked="" type="checkbox"/>	<input type="checkbox"/>	Ref
<b>7.00</b>	<b>Overall</b>				
7.01	Is the EM&A properly implemented in general?	<input type="checkbox"/>	<input checked="" type="checkbox"/>	<input type="checkbox"/>	



Contract No.: 13/WSD/16 Mainlaying in Tseung Kwan O

Remark / Observation(s) / Recommendation and Non-compliance(s) of Weekly Site Inspection:

~~Obs~~ The

Observation

01: The contractor should provide the tree protection zone in pit UPR1

Reminder:

R1: The contractor should provide the NRM label on excavator in creative school

R2 The contractor should define the clear working area then provide the tree protection zone on the steep slope in pit UPR1.

**Signatures:**

ET  
Representative



(Name: Grace Wong)

Contractor's  
Representative



(Name: Ma Ka Kin)

WSD's  
Representative



(Name: K. K. CHAN)

IEC's  
Representative

(Name: )

ADJ/CSI

**Contract No.: 13/WSD/16 Mainlaying in Tseung Kwan O**

**WEEKLY ENVIRONMENTAL INSPECTION CHECKLIST**

Inspection Date: 18/05/2025

Inspected by:

ET: Grace Wong

WSD: Mr. Tsang Kin Fai

Inspection Time: 9:30-10:30

Contractor: Mr. Ma Ka Kin

IEC:                     

<b>Weather</b>							
Condition	<input type="checkbox"/> Sunny	<input checked="" type="checkbox"/> Fine	<input type="checkbox"/> Overcast	<input type="checkbox"/> Drizzle	<input type="checkbox"/> Rain	<input type="checkbox"/> Storm	<input type="checkbox"/> Hazy
Temperature	<u>31</u> °C		Humidity	<input type="checkbox"/> High	<input checked="" type="checkbox"/> Moderate	<input type="checkbox"/> Low	
Wind	<input type="checkbox"/> Calm	<input checked="" type="checkbox"/> Light	<input type="checkbox"/> Breeze	<input type="checkbox"/> Strong			

		N/A	Yes	No	Remarks
0.00	<b>General</b>				
0.01	Is the current Environmental Permit displayed conspicuously at all vehicle site entrances/exits for public's information at any time?	<input type="checkbox"/>	<input checked="" type="checkbox"/>	<input type="checkbox"/>	
1.00	<b>Construction Dust</b>				
1.01	Are dusty materials, such as excavated materials, building debris and construction materials, and exposed earth surface properly covered to prevent dust emission?	<input type="checkbox"/>	<input checked="" type="checkbox"/>	<input type="checkbox"/>	
1.02	Are screenings, enclosures, water spraying, or vacuum cleaning devices provided to dusty construction works for dust suppression?	<input checked="" type="checkbox"/>	<input type="checkbox"/>	<input type="checkbox"/>	
1.03	Are fumes or smoke emitting plants or construction activities shielded by a screen?	<input checked="" type="checkbox"/>	<input type="checkbox"/>	<input type="checkbox"/>	
1.04	Are wheel-washing facilities with high-pressure water jets provided at all sites exits?	<input checked="" type="checkbox"/>	<input type="checkbox"/>	<input type="checkbox"/>	
1.05	Is wheel-washing provided to all vehicles leaving the site?	<input checked="" type="checkbox"/>	<input type="checkbox"/>	<input type="checkbox"/>	
1.06	Are road section near the site exit free from dusty material?	<input type="checkbox"/>	<input checked="" type="checkbox"/>	<input type="checkbox"/>	
1.07	Are all main haul roads inside the site paved or sprayed with water to minimize dust emission during vehicle movement?	<input checked="" type="checkbox"/>	<input type="checkbox"/>	<input type="checkbox"/>	
1.08	Are water spraying provided immediately prior to any loading or transfer of dusty materials?	<input checked="" type="checkbox"/>	<input type="checkbox"/>	<input type="checkbox"/>	
1.09	Are covers provided to all dump trucks carrying dusty materials when entering and leaving the site?	<input type="checkbox"/>	<input checked="" type="checkbox"/>	<input type="checkbox"/>	
1.10	Are the working areas for uprooting of trees, shrubs, or vegetation or the removal of boulders, poles, pillars sprayed with water to maintain the entire surface wet?	<input checked="" type="checkbox"/>	<input type="checkbox"/>	<input type="checkbox"/>	
1.11	Is exposed earth properly treated within six months after the last construction activity on site?	<input type="checkbox"/>	<input checked="" type="checkbox"/>	<input type="checkbox"/>	
1.12	Does the operation of plants on site free form dark smoke emission?	<input type="checkbox"/>	<input checked="" type="checkbox"/>	<input type="checkbox"/>	
1.13	Are vehicles travelling at speed not exceeding 15km/hr within the site?	<input checked="" type="checkbox"/>	<input type="checkbox"/>	<input type="checkbox"/>	
1.14	Are stock of more than 20 bags of cement or day PFA covered or sheltered on top and 3 sides?	<input checked="" type="checkbox"/>	<input type="checkbox"/>	<input type="checkbox"/>	
1.15	Are de-bagging, batching and mixing processes of bagged cement carried out in sheltered areas?	<input checked="" type="checkbox"/>	<input type="checkbox"/>	<input type="checkbox"/>	
1.16	Are hoardings of at least 2.4m high provided along the site boundary adjoining areas accessible by the public?	<input checked="" type="checkbox"/>	<input type="checkbox"/>	<input type="checkbox"/>	
1.17	Is open burning prohibited?	<input type="checkbox"/>	<input checked="" type="checkbox"/>	<input type="checkbox"/>	



**Contract No.: 13/WSD/16 Mainlaying in Tseung Kwan O**

		N/A	Yes	No	Remarks
<b>2.00</b>	<b>Construction Noise (Airborne)</b>				
2.01	Are quiet plants adopted on site?	<input type="checkbox"/>	<input checked="" type="checkbox"/>	<input type="checkbox"/>	
2.02	Are the PME's operating on site well-maintained to minimize the generation of excessive noise?	<input type="checkbox"/>	<input checked="" type="checkbox"/>	<input type="checkbox"/>	
2.03	Are plants throttled down or turned off when not in use?	<input type="checkbox"/>	<input checked="" type="checkbox"/>	<input type="checkbox"/>	
2.04	Are the plants known to emit noise strongly in one direction oriented to face away from NSRs?	<input checked="" type="checkbox"/>	<input type="checkbox"/>	<input type="checkbox"/>	
2.05	Are moveable barriers provided to screen NSRs from plant or noisy operations?	<input checked="" type="checkbox"/>	<input type="checkbox"/>	<input type="checkbox"/>	
2.06	Are silencers, mufflers and enclosures provided to plants?	<input checked="" type="checkbox"/>	<input type="checkbox"/>	<input type="checkbox"/>	
2.07	Are the hoods, cover panels and inspection hatches of PME's closed during operation?	<input type="checkbox"/>	<input checked="" type="checkbox"/>	<input type="checkbox"/>	
2.08	Are purposely-built site hoarding construction with appropriate materials provided along the site boundary?	<input checked="" type="checkbox"/>	<input type="checkbox"/>	<input type="checkbox"/>	
2.09	Are noisy operation properly scheduled to minimize exposure and cumulative impacts to nearby sensitive receivers?	<input checked="" type="checkbox"/>	<input type="checkbox"/>	<input type="checkbox"/>	
2.10	Are valid noise emission label(s) affixed to all hand-held breakers operating on site?	<input checked="" type="checkbox"/>	<input type="checkbox"/>	<input type="checkbox"/>	
2.11	Are valid noise emission label(s) affixed to all air compressors operating on site?	<input checked="" type="checkbox"/>	<input type="checkbox"/>	<input type="checkbox"/>	
2.12	Are all construction noise permit(s) applied for percussive piling work?	<input checked="" type="checkbox"/>	<input type="checkbox"/>	<input type="checkbox"/>	
2.13	Are construction noise permit(s) applied for general construction works during restricted hours?	<input type="checkbox"/>	<input checked="" type="checkbox"/>	<input type="checkbox"/>	
2.14	Are valid construction noise permit(s) displayed at all vehicular exits?	<input type="checkbox"/>	<input checked="" type="checkbox"/>	<input type="checkbox"/>	
<b>3.00</b>	<b>Water Quality</b>				
3.01	Is effluent discharge license obtained for wastewater discharge from site?	<input type="checkbox"/>	<input checked="" type="checkbox"/>	<input type="checkbox"/>	
3.02	Is effluent discharged according to the effluent discharge license?	<input type="checkbox"/>	<input checked="" type="checkbox"/>	<input type="checkbox"/>	
3.03	Is wastewater discharge from site properly treated prior to discharge?	<input type="checkbox"/>	<input checked="" type="checkbox"/>	<input type="checkbox"/>	R03
3.04	Are perimeter channels provided to intercept storm runoff from outside the site?	<input checked="" type="checkbox"/>	<input type="checkbox"/>	<input type="checkbox"/>	
3.05	Are sand/silt removal facilities such as sand/silt traps and sediment basins provided to remove sand/silt particles from runoff?	<input type="checkbox"/>	<input checked="" type="checkbox"/>	<input type="checkbox"/>	R02
3.06	Is surface runoff diverted to sedimentation facilities?	<input checked="" type="checkbox"/>	<input type="checkbox"/>	<input type="checkbox"/>	
3.07	Is the drainage system properly maintained?	<input type="checkbox"/>	<input checked="" type="checkbox"/>	<input type="checkbox"/>	
3.08	Are construction works carefully programmed to minimize soil excavation works during rainy seasons?	<input checked="" type="checkbox"/>	<input type="checkbox"/>	<input type="checkbox"/>	
3.09	Are exposed soil surface protected by paving as soon as possible to reduce the potential of soil erosion?	<input checked="" type="checkbox"/>	<input type="checkbox"/>	<input type="checkbox"/>	
3.10	Are temporary access roads protected by crushed gravel?	<input checked="" type="checkbox"/>	<input type="checkbox"/>	<input type="checkbox"/>	
3.11	Is trench excavation avoided in the wet season as far as practicable, or if necessary, backfilled in short sections after excavation?	<input checked="" type="checkbox"/>	<input type="checkbox"/>	<input type="checkbox"/>	



**Contract No.: 13/WSD/16 Mainlaying in Tseung Kwan O**

		N/A	Yes	No	Remarks
3.12	Are exposed slope surface properly protected?	<input checked="" type="checkbox"/>	<input type="checkbox"/>	<input type="checkbox"/>	
3.13	Are open stockpiles of construction materials on site covered by tarpaulin or similar fabric during construction?	<input checked="" type="checkbox"/>	<input type="checkbox"/>	<input type="checkbox"/>	
3.14	Is runoff from wheel-washing facilities avoided?	<input checked="" type="checkbox"/>	<input type="checkbox"/>	<input type="checkbox"/>	
3.15	Is oil leakage or spillage prevented?	<input type="checkbox"/>	<input checked="" type="checkbox"/>	<input type="checkbox"/>	
3.16	Are there any measures to prevent the release of oil and grease into the storm drainage system?	<input type="checkbox"/>	<input checked="" type="checkbox"/>	<input type="checkbox"/>	
3.17	Are the oil interceptors/ grease traps properly maintained?	<input checked="" type="checkbox"/>	<input type="checkbox"/>	<input type="checkbox"/>	
3.18	Are debris and rubbish generated on site collected, handled and disposed of properly to avoid them entering the streams?	<input type="checkbox"/>	<input checked="" type="checkbox"/>	<input type="checkbox"/>	
3.19	Are all fuel tanks and storage areas provided with locks and be sited on sealed areas, within bunds of capacity equal to 110% of the storage capacity of the largest tank?	<input type="checkbox"/>	<input checked="" type="checkbox"/>	<input type="checkbox"/>	
3.20	Are tanks, containers, storage area bunded and the locations locked as far as possible from the sensitive watercourse and stormwater drains?	<input type="checkbox"/>	<input checked="" type="checkbox"/>	<input type="checkbox"/>	
3.21	Are sufficient chemical toilets provided on site to handle sewage from construction work force?	<input type="checkbox"/>	<input checked="" type="checkbox"/>	<input type="checkbox"/>	
3.22	Are sewage disposal and toilet maintenance of the portable chemical toilets provided by the licensed contractors?	<input type="checkbox"/>	<input checked="" type="checkbox"/>	<input type="checkbox"/>	
3.23	Is concrete washing water properly collected and treated prior to discharge?	<input checked="" type="checkbox"/>	<input type="checkbox"/>	<input type="checkbox"/>	
4.00	<b>Waste Management</b>				
4.01	Is a trip-ticket system implemented to monitor the disposal of C&D and solid wastes at public filling facilities and landfills?	<input type="checkbox"/>	<input checked="" type="checkbox"/>	<input type="checkbox"/>	
4.02	Is a recording system implemented to record the amount of wastes generated, recycled and disposed of?	<input type="checkbox"/>	<input checked="" type="checkbox"/>	<input type="checkbox"/>	
4.03	Is chemical waste separated from other waste and collected by a licensed chemical waste collector?	<input checked="" type="checkbox"/>	<input type="checkbox"/>	<input type="checkbox"/>	
4.04	Are trip tickets for chemical waste disposal available for inspection?	<input checked="" type="checkbox"/>	<input type="checkbox"/>	<input type="checkbox"/>	
4.05	Is chemical waste reused and recycled on site as far as practicable?	<input checked="" type="checkbox"/>	<input type="checkbox"/>	<input type="checkbox"/>	
4.06	Are all containers for chemical waste properly labelled?	<input type="checkbox"/>	<input checked="" type="checkbox"/>	<input type="checkbox"/>	
4.07	Is drip tray provided for chemical storage?	<input type="checkbox"/>	<input checked="" type="checkbox"/>	<input type="checkbox"/>	
4.08	Is chemical waste storage area used solely for storage of chemical waste and properly labelled?	<input type="checkbox"/>	<input checked="" type="checkbox"/>	<input type="checkbox"/>	
4.09	Are incompatible chemical wastes stored in different areas?	<input checked="" type="checkbox"/>	<input type="checkbox"/>	<input type="checkbox"/>	
4.10	Is the chemical waste storage area enclosed on at least 3 sides and adequately ventilated?	<input type="checkbox"/>	<input checked="" type="checkbox"/>	<input type="checkbox"/>	
4.11	Is an impermeable floor and bunding, of capacity to accommodate 110% of the volume of the largest container or of 20% by volume of the chemical waste stored in that area, whichever is the greatest, provide?	<input type="checkbox"/>	<input checked="" type="checkbox"/>	<input type="checkbox"/>	
4.12	Is a routine cleaning and maintenance programme implemented for drainage systems, sump pits, and oil interceptors?	<input type="checkbox"/>	<input checked="" type="checkbox"/>	<input type="checkbox"/>	

**Contract No.: 13/WSD/16 Mainlaying in Tseung Kwan O**

		N/A	Yes	No	Remarks
4.13	Are sufficient general refuse disposal/collection points provided on site?	<input type="checkbox"/>	<input checked="" type="checkbox"/>	<input type="checkbox"/>	
4.14	Is general refuse disposed of properly and regularly?	<input type="checkbox"/>	<input checked="" type="checkbox"/>	<input type="checkbox"/>	
4.15	Are appropriate measures adopted to minimize windblown litter and dust during transportation of waste?	<input type="checkbox"/>	<input checked="" type="checkbox"/>	<input type="checkbox"/>	
4.16	Are individual collectors for aluminum cans, plastic bottles and packaging material and office paper provided to encourage waste segregation?	<input type="checkbox"/>	<input checked="" type="checkbox"/>	<input type="checkbox"/>	
4.17	Are C&D wastes sorted on site?	<input type="checkbox"/>	<input checked="" type="checkbox"/>	<input type="checkbox"/>	
4.18	Are C&D waste disposed of properly?	<input type="checkbox"/>	<input checked="" type="checkbox"/>	<input type="checkbox"/>	
4.19	Are unused C&D materials or chemicals recycled or reused to reduce the quantity of waste?	<input type="checkbox"/>	<input checked="" type="checkbox"/>	<input type="checkbox"/>	
4.20	Are public fill and C&D waste reuse on site as far as practicable to avoid disposal off-site?	<input type="checkbox"/>	<input checked="" type="checkbox"/>	<input type="checkbox"/>	
4.21	Are the construction materials stored properly to minimize the potential for damage or contamination?	<input type="checkbox"/>	<input checked="" type="checkbox"/>	<input type="checkbox"/>	
4.22	Is a dumping license obtained to deliver public fill to public filling areas?	<input type="checkbox"/>	<input checked="" type="checkbox"/>	<input type="checkbox"/>	
<b>5.00</b>	<b>Landscape and Visual</b>				
5.01	Are Is site hoarding provided?	<input checked="" type="checkbox"/>	<input type="checkbox"/>	<input type="checkbox"/>	
5.02	Are vegetation disturbance minimized or soil protected to reduce potential soil erosion?	<input type="checkbox"/>	<input checked="" type="checkbox"/>	<input type="checkbox"/>	
5.03	Is construction light oriented away from the sensitive receivers?	<input checked="" type="checkbox"/>	<input type="checkbox"/>	<input type="checkbox"/>	
5.04	Is grass hydroseeding provided to slopes as soon as the completion of works?	<input checked="" type="checkbox"/>	<input type="checkbox"/>	<input type="checkbox"/>	
5.05	Are damages to trees outside site boundary due construction works avoided?	<input type="checkbox"/>	<input checked="" type="checkbox"/>	<input type="checkbox"/>	
5.06	Are excavation works carried out manually instead of machinery operation within 2.5m vicinity of any preserved trees?	<input checked="" type="checkbox"/>	<input type="checkbox"/>	<input type="checkbox"/>	
5.07	Are the retained and transplanted tree(s) properly protected and in good conditions?	<input type="checkbox"/>	<input checked="" type="checkbox"/>	<input type="checkbox"/>	
5.08	Are surgery works carried out for damaged trees?	<input checked="" type="checkbox"/>	<input type="checkbox"/>	<input type="checkbox"/>	
<b>6.00</b>	<b>Ecology</b>				
6.01	Is site runoff properly treated to prevent any silty runoff?	<input type="checkbox"/>	<input checked="" type="checkbox"/>	<input type="checkbox"/>	
6.02	Are silt trap installed and well-maintained?	<input checked="" type="checkbox"/>	<input type="checkbox"/>	<input type="checkbox"/>	
6.03	Are stockpiles properly covered to avoid generating silty runoff?	<input checked="" type="checkbox"/>	<input type="checkbox"/>	<input type="checkbox"/>	
6.04	Are construction works restricted to works area which are clearly defined?	<input type="checkbox"/>	<input checked="" type="checkbox"/>	<input type="checkbox"/>	
<b>7.00</b>	<b>Overall</b>				
7.01	Is the EM&A properly implemented in general?	<input type="checkbox"/>	<input checked="" type="checkbox"/>	<input type="checkbox"/>	



**Contract No.: 13/WSD/16 Mainlaying in Tseung Kwan O**

Remark / Observation(s) / Recommendation and Non-compliance(s) of Weekly Site Inspection:

Reminder: R01: The contractor shall properly display NRM label on the generator in Pit D Round About.

R02: The contractor shall provide sandbags to prevent the muddy surface runoff on the Shek Kok Road.

R03: The contractor shall treat the muddy water before discharging it at the Pit D Round About.

**Signatures:**

ET  
Representative

Contractor's  
Representative

WSD's  
Representative

IEC's  
Representative

(Name: Grace Wong)

(Name: Ma Ka Kin)

(Name: Tsang Kin Fung)

(Name: )



**Contract No.: 13/WSD/16 Mainlaying in Tseung Kwan O**

**WEEKLY ENVIRONMENTAL INSPECTION CHECKLIST**

Inspection Date: 28/05/2025

Inspected by:

ET: Gracie Hong

WSD: Mr. Ho Wai Ping

Inspection Time: 14:00 - 14:50

Contractor: McKen Ma

IEC: Mr. Louis Kwan

<b>Weather</b>							
Condition	<input type="checkbox"/> Sunny	<input type="checkbox"/> Fine	<input type="checkbox"/> Overcast	<input type="checkbox"/> Drizzle	<input checked="" type="checkbox"/> Rain	<input type="checkbox"/> Storm	<input type="checkbox"/> Hazy
Temperature	<u>25.2</u> C		Humidity	<input checked="" type="checkbox"/> High	<input type="checkbox"/> Moderate	<input type="checkbox"/> Low	
Wind	<input type="checkbox"/> Calm	<input checked="" type="checkbox"/> Light	<input type="checkbox"/> Breeze	<input type="checkbox"/> Strong			

		N/A	Yes	No	Remarks
0.00	<b>General</b>				
0.01	Is the current Environmental Permit displayed conspicuously at all vehicle site entrances/exits for public's information at any time?	<input type="checkbox"/>	<input checked="" type="checkbox"/>	<input type="checkbox"/>	
1.00	<b>Construction Dust</b>				
1.01	Are dusty materials, such as excavated materials, building debris and construction materials, and exposed earth surface properly covered to prevent dust emission?	<input type="checkbox"/>	<input checked="" type="checkbox"/>	<input type="checkbox"/>	
1.02	Are screenings, enclosures, water spraying, or vacuum cleaning devices provided to dusty construction works for dust suppression?	<input checked="" type="checkbox"/>	<input type="checkbox"/>	<input type="checkbox"/>	
1.03	Are fumes or smoke emitting plants or construction activities shielded by a screen?	<input checked="" type="checkbox"/>	<input type="checkbox"/>	<input type="checkbox"/>	
1.04	Are wheel-washing facilities with high-pressure water jets provided at all sites exits?	<input checked="" type="checkbox"/>	<input type="checkbox"/>	<input type="checkbox"/>	
1.05	Is wheel-washing provided to all vehicles leaving the site?	<input checked="" type="checkbox"/>	<input type="checkbox"/>	<input type="checkbox"/>	
1.06	Are road section near the site exit free from dusty material?	<input type="checkbox"/>	<input checked="" type="checkbox"/>	<input type="checkbox"/>	
1.07	Are all main haul roads inside the site paved or sprayed with water to minimize dust emission during vehicle movement?	<input checked="" type="checkbox"/>	<input type="checkbox"/>	<input type="checkbox"/>	
1.08	Are water spraying provided immediately prior to any loading or transfer of dusty materials?	<input checked="" type="checkbox"/>	<input type="checkbox"/>	<input type="checkbox"/>	
1.09	Are covers provided to all dump trucks carrying dusty materials when entering and leaving the site?	<input type="checkbox"/>	<input checked="" type="checkbox"/>	<input type="checkbox"/>	
1.10	Are the working areas for uprooting of trees, shrubs, or vegetation or the removal of boulders, poles, pillars sprayed with water to maintain the entire surface wet?	<input checked="" type="checkbox"/>	<input type="checkbox"/>	<input type="checkbox"/>	
1.11	Is exposed earth properly treated within six months after the last construction activity on site?	<input type="checkbox"/>	<input checked="" type="checkbox"/>	<input type="checkbox"/>	
1.12	Does the operation of plants on site free form dark smoke emission?	<input type="checkbox"/>	<input checked="" type="checkbox"/>	<input type="checkbox"/>	
1.13	Are vehicles travelling at speed not exceeding 15km/hr within the site?	<input checked="" type="checkbox"/>	<input type="checkbox"/>	<input type="checkbox"/>	
1.14	Are stock of more than 20 bags of cement or day PFA covered or sheltered on top and 3 sides?	<input checked="" type="checkbox"/>	<input type="checkbox"/>	<input type="checkbox"/>	
1.15	Are de-bagging, batching and mixing processes of bagged cement carried out in sheltered areas?	<input checked="" type="checkbox"/>	<input type="checkbox"/>	<input type="checkbox"/>	
1.16	Are hoardings of at least 2.4m high provided along the site boundary adjoining areas accessible by the public?	<input checked="" type="checkbox"/>	<input type="checkbox"/>	<input type="checkbox"/>	
1.17	Is open burning prohibited?	<input type="checkbox"/>	<input checked="" type="checkbox"/>	<input type="checkbox"/>	

**Contract No.: 13/WSD/16 Mainlaying in Tseung Kwan O**

		N/A	Yes	No	Remarks
<b>2.00</b>	<b>Construction Noise (Airborne)</b>		<input checked="" type="checkbox"/>	<input type="checkbox"/>	
2.01	Are quiet plants adopted on site?	<input type="checkbox"/>	<input checked="" type="checkbox"/>	<input type="checkbox"/>	
2.02	Are the PME's operating on site well-maintained to minimize the generation of excessive noise?	<input type="checkbox"/>	<input checked="" type="checkbox"/>	<input type="checkbox"/>	
2.03	Are plants throttled down or turned off when not in use?	<input type="checkbox"/>	<input checked="" type="checkbox"/>	<input type="checkbox"/>	
2.04	Are the plants known to emit noise strongly in one direction oriented to face away from NSRs?	<input checked="" type="checkbox"/>	<input type="checkbox"/>	<input type="checkbox"/>	
2.05	Are moveable barriers provided to screen NSRs from plant or noisy operations?	<input checked="" type="checkbox"/>	<input type="checkbox"/>	<input type="checkbox"/>	
2.06	Are silencers, mufflers and enclosures provided to plants?	<input checked="" type="checkbox"/>	<input type="checkbox"/>	<input type="checkbox"/>	
2.07	Are the hoods, cover panels and inspection hatches of PME's closed during operation?	<input type="checkbox"/>	<input checked="" type="checkbox"/>	<input type="checkbox"/>	
2.08	Are purposely-built site hoarding construction with appropriate materials provided along the site boundary?	<input checked="" type="checkbox"/>	<input type="checkbox"/>	<input type="checkbox"/>	
2.09	Are noisy operation properly scheduled to minimize exposure and cumulative impacts to nearby sensitive receivers?	<input checked="" type="checkbox"/>	<input type="checkbox"/>	<input type="checkbox"/>	
2.10	Are valid noise emission label(s) affixed to all hand-held breakers operating on site?	<input checked="" type="checkbox"/>	<input type="checkbox"/>	<input type="checkbox"/>	
2.11	Are valid noise emission label(s) affixed to all air compressors operating on site?	<input checked="" type="checkbox"/>	<input type="checkbox"/>	<input type="checkbox"/>	
2.12	Are all construction noise permit(s) applied for percussive piling work?	<input checked="" type="checkbox"/>	<input type="checkbox"/>	<input type="checkbox"/>	
2.13	Are construction noise permit(s) applied for general construction works during restricted hours?	<input type="checkbox"/>	<input checked="" type="checkbox"/>	<input type="checkbox"/>	
2.14	Are valid construction noise permit(s) displayed at all vehicular exits?	<input type="checkbox"/>	<input checked="" type="checkbox"/>	<input type="checkbox"/>	
<b>3.00</b>	<b>Water Quality</b>		<input checked="" type="checkbox"/>	<input type="checkbox"/>	
3.01	Is effluent discharge license obtained for wastewater discharge from site?	<input type="checkbox"/>	<input checked="" type="checkbox"/>	<input type="checkbox"/>	
3.02	Is effluent discharged according to the effluent discharge license?	<input type="checkbox"/>	<input checked="" type="checkbox"/>	<input type="checkbox"/>	
3.03	Is wastewater discharge from site properly treated prior to discharge?	<input type="checkbox"/>	<input checked="" type="checkbox"/>	<input type="checkbox"/>	
3.04	Are perimeter channels provided to intercept storm runoff from outside the site?	<input checked="" type="checkbox"/>	<input type="checkbox"/>	<input type="checkbox"/>	
3.05	Are sand/silt removal facilities such as sand/silt traps and sediment basins provided to remove sand/silt particles from runoff?	<input type="checkbox"/>	<input checked="" type="checkbox"/>	<input type="checkbox"/>	
3.06	Is surface runoff diverted to sedimentation facilities?	<input checked="" type="checkbox"/>	<input type="checkbox"/>	<input type="checkbox"/>	
3.07	Is the drainage system properly maintained?	<input type="checkbox"/>	<input type="checkbox"/>	<input checked="" type="checkbox"/>	Ref
3.08	Are construction works carefully programmed to minimize soil excavation works during rainy seasons?	<input checked="" type="checkbox"/>	<input type="checkbox"/>	<input type="checkbox"/>	
3.09	Are exposed soil surface protected by paving as soon as possible to reduce the potential of soil erosion?	<input checked="" type="checkbox"/>	<input type="checkbox"/>	<input type="checkbox"/>	
3.10	Are temporary access roads protected by crushed gravel?	<input checked="" type="checkbox"/>	<input type="checkbox"/>	<input type="checkbox"/>	
3.11	Is trench excavation avoided in the wet season as far as practicable, or if necessary, backfilled in short sections after excavation?	<input checked="" type="checkbox"/>	<input type="checkbox"/>	<input type="checkbox"/>	

**Contract No.: 13/WSD/16 Mainlaying in Tseung Kwan O**

		N/A	Yes	No	Remarks
3.12	Are exposed slope surface properly protected?	<input checked="" type="checkbox"/>	<input type="checkbox"/>	<input type="checkbox"/>	
3.13	Are open stockpiles of construction materials on site covered by tarpaulin or similar fabric during construction?	<input checked="" type="checkbox"/>	<input type="checkbox"/>	<input type="checkbox"/>	
3.14	Is runoff from wheel-washing facilities avoided?	<input checked="" type="checkbox"/>	<input type="checkbox"/>	<input type="checkbox"/>	
3.15	Is oil leakage or spillage prevented?	<input type="checkbox"/>	<input checked="" type="checkbox"/>	<input type="checkbox"/>	
3.16	Are there any measures to prevent the release of oil and grease into the storm drainage system?	<input type="checkbox"/>	<input checked="" type="checkbox"/>	<input type="checkbox"/>	
3.17	Are the oil interceptors/ grease traps properly maintained?	<input checked="" type="checkbox"/>	<input type="checkbox"/>	<input type="checkbox"/>	
3.18	Are debris and rubbish generated on site collected, handled and disposed of properly to avoid them entering the streams?	<input type="checkbox"/>	<input checked="" type="checkbox"/>	<input type="checkbox"/>	
3.19	Are all fuel tanks and storage areas provided with locks and be sited on sealed areas, within bunds of capacity equal to 110% of the storage capacity of the largest tank?	<input type="checkbox"/>	<input checked="" type="checkbox"/>	<input type="checkbox"/>	
3.20	Are tanks, containers, storage area bunded and the locations locked as far as possible from the sensitive watercourse and stormwater drains?	<input type="checkbox"/>	<input checked="" type="checkbox"/>	<input type="checkbox"/>	
3.21	Are sufficient chemical toilets provided on site to handle sewage from construction work force?	<input type="checkbox"/>	<input checked="" type="checkbox"/>	<input type="checkbox"/>	
3.22	Are sewage disposal and toilet maintenance of the portable chemical toilets provided by the licensed contractors?	<input type="checkbox"/>	<input checked="" type="checkbox"/>	<input type="checkbox"/>	
3.23	Is concrete washing water properly collected and treated prior to discharge?	<input checked="" type="checkbox"/>	<input type="checkbox"/>	<input type="checkbox"/>	
4.00	<b>Waste Management</b>				
4.01	Is a trip-ticket system implemented to monitor the disposal of C&D and solid wastes at public filling facilities and landfills?	<input type="checkbox"/>	<input checked="" type="checkbox"/>	<input type="checkbox"/>	
4.02	Is a recording system implemented to record the amount of wastes generated, recycled and disposed of?	<input type="checkbox"/>	<input checked="" type="checkbox"/>	<input type="checkbox"/>	
4.03	Is chemical waste separated from other waste and collected by a licensed chemical waste collector?	<input checked="" type="checkbox"/>	<input type="checkbox"/>	<input type="checkbox"/>	
4.04	Are trip tickets for chemical waste disposal available for inspection?	<input checked="" type="checkbox"/>	<input type="checkbox"/>	<input type="checkbox"/>	
4.05	Is chemical waste reused and recycled on site as far as practicable?	<input checked="" type="checkbox"/>	<input type="checkbox"/>	<input type="checkbox"/>	
4.06	Are all containers for chemical waste properly labelled?	<input type="checkbox"/>	<input type="checkbox"/>	<input checked="" type="checkbox"/>	Del
4.07	Is drip tray provided for chemical storage?	<input type="checkbox"/>	<input type="checkbox"/>	<input checked="" type="checkbox"/>	Del
4.08	Is chemical waste storage area used solely for storage of chemical waste and properly labelled?	<input type="checkbox"/>	<input checked="" type="checkbox"/>	<input type="checkbox"/>	
4.09	Are incompatible chemical wastes stored in different areas?	<input checked="" type="checkbox"/>	<input type="checkbox"/>	<input type="checkbox"/>	
4.10	Is the chemical waste storage area enclosed on at least 3 sides and adequately ventilated?	<input type="checkbox"/>	<input checked="" type="checkbox"/>	<input type="checkbox"/>	
4.11	Is an impermeable floor and bunding, of capacity to accommodate 110% of the volume of the largest container or of 20% by volume of the chemical waste stored in that area, whichever is the greatest, provide?	<input type="checkbox"/>	<input checked="" type="checkbox"/>	<input type="checkbox"/>	
4.12	Is a routine cleaning and maintenance programme implemented for drainage systems, sump pits, and oil interceptors?	<input type="checkbox"/>	<input checked="" type="checkbox"/>	<input type="checkbox"/>	



**Contract No.: 13/WSD/16 Mainlaying in Tseung Kwan O**

		N/A	Yes	No	Remarks
4.13	Are sufficient general refuse disposal/collection points provided on site?	<input type="checkbox"/>	<input checked="" type="checkbox"/>	<input type="checkbox"/>	
4.14	Is general refuse disposed of properly and regularly?	<input type="checkbox"/>	<input checked="" type="checkbox"/>	<input type="checkbox"/>	
4.15	Are appropriate measures adopted to minimize windblown litter and dust during transportation of waste?	<input type="checkbox"/>	<input checked="" type="checkbox"/>	<input type="checkbox"/>	
4.16	Are individual collectors for aluminum cans, plastic bottles and packaging material and office paper provided to encourage waste segregation?	<input type="checkbox"/>	<input checked="" type="checkbox"/>	<input type="checkbox"/>	
4.17	Are C&D wastes sorted on site?	<input type="checkbox"/>	<input checked="" type="checkbox"/>	<input type="checkbox"/>	
4.18	Are C&D waste disposed of properly?	<input type="checkbox"/>	<input checked="" type="checkbox"/>	<input type="checkbox"/>	
4.19	Are unused C&D materials or chemicals recycled or reused to reduce the quantity of waste?	<input type="checkbox"/>	<input checked="" type="checkbox"/>	<input type="checkbox"/>	
4.20	Are public fill and C&D waste reuse on site as far as practicable to avoid disposal off-site?	<input type="checkbox"/>	<input checked="" type="checkbox"/>	<input type="checkbox"/>	
4.21	Are the construction materials stored properly to minimize the potential for damage or contamination?	<input type="checkbox"/>	<input checked="" type="checkbox"/>	<input type="checkbox"/>	
4.22	Is a dumping license obtained to deliver public fill to public filling areas?	<input type="checkbox"/>	<input checked="" type="checkbox"/>	<input type="checkbox"/>	
5.00	<b>Landscape and Visual</b>				
5.01	Are Is site hoarding provided?	<input checked="" type="checkbox"/>	<input type="checkbox"/>	<input type="checkbox"/>	
5.02	Are vegetation disturbance minimized or soil protected to reduce potential soil erosion?	<input type="checkbox"/>	<input type="checkbox"/>	<input checked="" type="checkbox"/>	002
5.03	Is construction light oriented away from the sensitive receivers?	<input checked="" type="checkbox"/>	<input type="checkbox"/>	<input type="checkbox"/>	
5.04	Is grass hydroseeding provided to slopes as soon as the completion of works?	<input checked="" type="checkbox"/>	<input type="checkbox"/>	<input type="checkbox"/>	
5.05	Are damages to trees outside site boundary due construction works avoided?	<input type="checkbox"/>	<input checked="" type="checkbox"/>	<input type="checkbox"/>	002
5.06	Are excavation works carried out manually instead of machinery operation within 2.5m vicinity of any preserved trees?	<input checked="" type="checkbox"/>	<input type="checkbox"/>	<input type="checkbox"/>	
5.07	Are the retained and transplanted tree(s) properly protected and in good conditions?	<input type="checkbox"/>	<input type="checkbox"/>	<input checked="" type="checkbox"/>	002
5.08	Are surgery works carried out for damaged trees?	<input checked="" type="checkbox"/>	<input type="checkbox"/>	<input type="checkbox"/>	
6.00	<b>Ecology</b>				
6.01	Is site runoff properly treated to prevent any silty runoff?	<input type="checkbox"/>	<input checked="" type="checkbox"/>	<input type="checkbox"/>	
6.02	Are silt trap installed and well-maintained?	<input checked="" type="checkbox"/>	<input type="checkbox"/>	<input type="checkbox"/>	
6.03	Are stockpiles properly covered to avoid generating silty runoff?	<input checked="" type="checkbox"/>	<input type="checkbox"/>	<input type="checkbox"/>	
6.04	Are construction works restricted to works area which are clearly defined?	<input type="checkbox"/>	<input checked="" type="checkbox"/>	<input type="checkbox"/>	
7.00	<b>Overall</b>				
7.01	Is the EM&A properly implemented in general?	<input type="checkbox"/>	<input checked="" type="checkbox"/>	<input type="checkbox"/>	

**Contract No.: 13/WSD/16 Mainlaying in Tseung Kwan O**

Remark / Observation(s) / Recommendation and Non-compliance(s) of Weekly Site Inspection:

Observation: 01. The chemical should be stored in drip tray and properly labelled in Pit Y. the chemical container should be  
02. The contractor should provide the tree protection zone in Pit Y-Y2.  
Reminder: 01. The contractor should provide the cover on the manhole to prevent the muddy runoff in pit Y-Y2.

**Signatures:**

ET  
Representative



(Name: Grace Wong)

Contractor's  
Representative



(Name: Ken Ma)

WSD's  
Representative



(Name: HOWAIPANG)

IEC's  
Representative



(Name: Louis Kuen)